



Club Health Assessment for District 101 M through February 2025

| | | | Status | Membership | | | | | | | Reports | | | | | Finance | | LCIF |
|-------------------------------|---------------------|--------------|---|-----------------------------|-------------------|---------------------|----------------|---|----------------------------|--|-------------------------------------|------------------------------------|------------------------|------------------------------|---|--|-----------------------------------|----------|
| Club Number | Club Name | Charter Date | | Current Member Count | YTD Members Added | YTD Members Dropped | YTD Net Growth | YTD Net Growth% | Member Count 12 Months Ago | Avg. length of service for dropped members | Months Since Last MMR *** | Yrs. Since Last Officer Report | President Rotation | Vice President Reported **** | Months Since Last Activity Report *** | Account Balance | Donations for current Fiscal Year | |
| | | | Number of times on status quo within last two years | If below 15 members appears | | | | If net loss is greater than 20% appears | | | If no report in 3 months appears in | When more than one year appears in | Number of repeat terms | | Notes the officers that do not have an active | If no report at 12 months appears in red | | |
| Clubs more than two years old | | | | | | | | | | | | | | | | | | |
| 18406 | ALFTA | 01/22/1973 | Active | 25 | 1 | 0 | 1 | 4.17% | 0 | | 2 | | 3 | | VP,SC | N/R | | |
| 18360 | ARBOGA | 10/22/1951 | Active | 22 | 1 | 0 | 1 | 4.76% | 0 | | 1 | | | | S,M,VP,SC | N/R | | |
| 18359 | ARVIKA | 01/17/1956 | Active | 15 | 1 | 0 | 1 | 7.14% | 0 | | 5 | | 3 | N | | 24+ | | |
| 18361 | ASKERSUND | 01/26/1960 | Cancelled(6*) | 0 | 0 | 0 | 0 | 0.00% | 0 | | 8 | 1 | None | | P,S,T,M,VP SC | 24+ | | |
| 18408 | AVESTA | 12/28/1951 | Active | 33 | 3 | 2 | 1 | 3.13% | 0 | 24 | 0 | | | R | | 3 | | \$324.41 |
| 18409 | BERGSJÖ | 09/01/1969 | Active | 12 | 0 | 1 | -1 | -7.69% | 0 | 16 | 0 | | | N | SC | 24+ | | \$274.41 |
| 18411 | BORLÄNGE | 05/28/1953 | Active | 19 | 1 | 0 | 1 | 5.56% | 0 | | 2 | | | N | SC | 9 | | \$50.00 |
| 46841 | BORLÄNGE STORA TUNA | 01/07/1987 | Active | 20 | 1 | 0 | 1 | 5.26% | 0 | | 1 | | | N | SC | 24+ | | |
| 18357 | EDA | 01/21/1955 | Active | 14 | 0 | 0 | 0 | 0.00% | 0 | | 4 | | 3 | | VP,SC | 24+ | | |
| 18414 | FALUN | 10/05/1951 | Active(1) | 16 | 1 | 0 | 1 | 6.67% | 0 | | 4 | | 2 | | S,M,VP,SC | 24+ | | |
| 18415 | FÄRILA | 12/11/1958 | Active | 12 | 0 | 0 | 0 | 0.00% | 0 | | 7 | | | | M,VP,SC | N/R | | |
| 18366 | FJUGESTA | 12/01/1965 | Active | 14 | 0 | 0 | 0 | 0.00% | 0 | | 22 | | 3 | R | M,SC | N/R | | |
| 18367 | FORSHAGA | 11/26/1969 | Active | 9 | 0 | 0 | 0 | 0.00% | 0 | | 10 | | 12 | | M,VP,SC | 24+ | | |
| 18416 | FREDRIKSBERG | 03/04/1959 | Active | 25 | 0 | 0 | 0 | 0.00% | 0 | | 4 | | | N | M,SC | 13 | | |
| 18417 | GAGNEF | 11/15/1960 | Active | 11 | 1 | 0 | 1 | 10.00% | 0 | | 7 | | | | M,VP,SC | 24+ | | |
| 53365 | GAGNEF DALDOCKAN | 06/11/1992 | Active | 23 | 0 | 0 | 0 | 0.00% | 0 | | 10 | | | | VP | 24+ | | |
| 18418 | GÄVLE | 04/24/1951 | Active | 19 | 3 | 3 | 0 | 0.00% | 0 | 11 | 1 | | 2 | | M,VP,SC | 21 | | \$914.69 |
| 18419 | GÄVLE NORRA | 11/19/1970 | Active | 19 | 0 | 0 | 0 | 0.00% | 0 | | 10 | | | | VP,SC | 24+ | | \$450.00 |
| 18369 | GRUMS | 01/10/1967 | Active | 13 | 0 | 1 | -1 | -7.14% | 0 | 13 | 1 | | | N | SC | 24+ | | |
| 18370 | HAGFORS | 04/21/1965 | Active | 15 | 0 | 0 | 0 | 0.00% | 0 | | 8 | | | N | SC | 24+ | | \$759.30 |
| 18372 | HÄLLEFORS | 02/11/1953 | Active | 11 | 1 | 1 | 0 | 0.00% | 0 | 15 | 1 | | 2 | N | SC | 24+ | | |
| 18371 | HALLSBERG | 09/20/1961 | Active | 12 | 0 | 1 | -1 | -7.69% | 0 | 27 | 1 | | | | VP,SC | 24+ | | |
| 18373 | HALLSTAHAMMAR | 02/03/1953 | Active | 28 | 0 | 2 | -2 | -6.67% | 0 | 9 | 3 | | 2 | N | M,SC | 24+ | | |
| 18421 | HAMRÅNGE | 03/29/1963 | Active | 10 | 1 | 0 | 1 | 11.11% | 0 | | 0 | | | | VP,SC | N/R | | |



Club Health Assessment for District 101 M through February 2025

| | | | Status | Membership | | | | | | | Reports | | | | | Finance | | LCIF |
|------------------------|-------------------------------|--------------|---|-----------------------------|-------------------|---------------------|----------------|-----------------|---|--|---------------------------|-------------------------------------|------------------------------------|------------------------------|---|--|-----------------------------------|------|
| Club Number | Club Name | Charter Date | | Current Member Count | YTD Members Added | YTD Members Dropped | YTD Net Growth | YTD Net Growth% | Member Count 12 Months Ago | Avg. length of service for dropped members | Months Since Last MMR *** | Yrs. Since Last Officer Report | President Rotation | Vice President Reported **** | Months Since Last Activity Report *** | Account Balance | Donations for current Fiscal Year | |
| | | | Number of times on status quo within last two years | If below 15 members appears | | | | | If net loss is greater than 20% appears | | | If no report in 3 months appears in | When more than one year appears in | Number of repeat terms | Notes the officers that do not have an active | If no report at 12 months appears in red | | |
| 18422 | HEDEMORA | 11/28/1950 | Active | 22 | 1 | 2 | -1 | -4.35% | 0 | 12 | 0 | | 3 | VP,SC | 24+ | | | |
| Exc Award (06/30/2018) | | | | | | | | | | | | | | | | | | |
| 18424 | HORNDAL | 10/15/1958 | Active | 15 | 0 | 3 | -3 | -16.67% | 0 | 21 | 2 | | | N | SC | N/R | | |
| 18425 | HUDIKSVALL | 05/09/1952 | Active | 32 | 1 | 2 | -1 | -3.03% | 0 | 26 | 0 | | | N | M,SC | N/R | | |
| 18375 | KARLSKOGA | 04/20/1955 | Active | 9 | 0 | 1 | -1 | -10.00% | 0 | 52 | 4 | | 3 | | M,VP,SC | N/R | | |
| 49196 | KARLSTAD ALMEN | 02/02/1989 | Active | 14 | 0 | 0 | 0 | 0.00% | 0 | | 8 | | 2 | R | SC | 1 | | |
| 18378 | KIL | 01/26/1967 | Active(1) | 7 | 0 | 0 | 0 | 0.00% | 0 | | 10 | 1 | None | | P,S,T,M,VP SC | 24+ | | |
| 33554 | KILSBERGEN | 03/29/1977 | Active | 12 | 0 | 1 | -1 | -7.69% | 0 | 2 | 3 | | 3 | | M,VP,SC | 24+ | | |
| 18379 | KOLBÄCK | 02/03/1966 | Active | 12 | 0 | 5 | -5 | -29.41% | 0 | 27 | 2 | | 5 | R | M,SC | N/R | | |
| 18380 | KOLSA | 03/31/1969 | Active | 25 | 2 | 0 | 2 | 8.70% | 0 | | 1 | | None | | P,T,M,VP,SC | 24+ | | |
| 18383 | KRISTINEHAMN | 03/31/1953 | Active | 35 | 0 | 1 | -1 | -2.78% | 0 | 3 | 2 | | 2 | R | | N/R | \$15.28 | |
| 18427 | KRYLBO | 02/11/1960 | Active | 20 | 1 | 4 | -3 | -13.04% | 0 | 31 | 0 | | 2 | | T,M,VP,SC | 24+ | | |
| 18384 | KUMLA | 03/17/1953 | Active | 15 | 0 | 0 | 0 | 0.00% | 0 | | 8 | | 2 | R | SC | 24+ | \$958.00 | |
| 18385 | KUNGSÖR | 01/28/1954 | Active | 15 | 2 | 0 | 2 | 15.38% | 0 | | 2 | | 6 | | VP,SC | N/R | | |
| 37740 | KVICKSUND | 11/30/1979 | Active | 13 | 2 | 1 | 1 | 8.33% | 0 | 6 | 3 | | 5 | N | M,SC | N/R | | |
| 18387 | LINDESBERG | 01/29/1953 | Active | 16 | 0 | 1 | -1 | -5.88% | 0 | 7 | 1 | | | | M,VP,SC | 24+ | | |
| 54029 | LINDESBERG KRISTINA | 02/02/1993 | Active | 27 | 0 | 0 | 0 | 0.00% | 0 | | 8 | | | N | SC | 11 | | |
| Exc Award (06/30/2018) | | | | | | | | | | | | | | | | | | |
| 18429 | LJUSDAL | 02/27/1953 | Active | 18 | 0 | 0 | 0 | 0.00% | 0 | | 12 | | 5 | | T,M,VP,SC | N/R | | |
| 18430 | LUDVIKA | 06/02/1954 | Active | 32 | 3 | 1 | 2 | 6.67% | 0 | 4 | 0 | | 2 | R | | 0 | | |
| 54263 | LUDVIKA ÄNGSKLOCKAN I LUDVIKA | 03/24/1993 | Active | 27 | 1 | 0 | 1 | 3.85% | 0 | | 5 | | | N | | 2 | | |
| 18431 | MALUNG | 05/23/1962 | Active | 21 | 0 | 0 | 0 | 0.00% | 0 | | 5 | | | N | SC | 24+ | | |
| 18432 | MORA - ORSA | 10/10/1958 | Active | 22 | 1 | 1 | 0 | 0.00% | 0 | 5 | 2 | | 2 | R | | 24+ | \$274.41 | |
| 18389 | NORBERG | 03/20/1953 | Active(2) | 24 | 2 | 0 | 2 | 9.09% | 0 | | 1 | | 2 | | M,VP,SC | 24+ | | |
| 18433 | OCKELBO | 04/06/1964 | Active | 6 | 0 | 0 | 0 | 0.00% | 0 | | 4 | | 8 | R | SC | 24+ | | |



Club Health Assessment for District 101 M through February 2025

| Club Number | Club Name | Charter Date | Status | Membership | | | | | | | Reports | | | | | Finance | LCIF |
|-------------|-----------------|--------------|---|-----------------------------|-------------------|---------------------|----------------|---|----------------------------|--------------------------------|----------------------------------|------------------------------------|------------------------|---|--|-----------------|-----------------------------------|
| | | | | Current Member Count | YTD Members Added | YTD Members Dropped | YTD Net Growth | YTD Net Growth% | Member Count 12 Months Ago | Avg. length of service members | Months Since Last MMR *** | Yrs. Since Last Officer Report | President Rotation | Vice President Reported **** | Months Since Last Activity Report *** | Account Balance | Donations for current Fiscal Year |
| | | | Number of times on status quo within last two years | If below 15 members appears | | | | If net loss is greater than 20% appears | | | If no report in 3 months appears | When more than one year appears in | Number of repeat terms | Notes the officers that do not have an active | If no report at 12 months appears in red | | |
| 18392 | ÖREBRO LILLÄN | 08/17/1970 | Active | 14 | 0 | 1 | -1 | -6.67% | 0 | 27 | 2 | | 9 | N | M,SC | N/R | |
| 18394 | PÄLSBODA | 11/20/1964 | Active | 14 | 0 | 2 | -2 | -12.50% | 0 | 21 | 2 | | | N | | 24+ | |
| 18435 | RÄTTVIK | 02/02/1955 | Active | 9 | 0 | 1 | -1 | -10.00% | 0 | 22 | 1 | | 2 | | VP,SC | 9 | |
| 18443 | SÄLEN | 11/21/1957 | Active | 12 | 0 | 0 | 0 | 0.00% | 0 | | 12 | | 6 | N | M,SC | N/R | \$914.69 |
| 18438 | SÄTER | 08/11/1955 | Active(1) | 27 | 27 | 0 | 27 | 100.00% | 0 | | 2 | | | | M,VP,SC | N/R | |
| 18404 | SKULTUNA | 04/20/1967 | Active | 19 | 1 | 4 | -3 | -13.64% | 0 | 22 | 0 | | | | VP | N/R | \$914.67 |
| 45901 | STORÅ | 03/24/1986 | Active(1) | 26 | 0 | 0 | 0 | 0.00% | 0 | | 10 | | 2 | R | M,SC | N/R | |
| 18441 | SUNDBORN | 03/05/1970 | Active | 16 | 0 | 2 | -2 | -11.11% | 0 | 13 | 4 | | | N | M,SC | 24+ | |
| 18398 | SUNNE | 11/28/1956 | Active | 15 | 0 | 0 | 0 | 0.00% | 0 | | 5 | | | R | SC | N/R | |
| 18399 | SURAHAMMAR | 01/21/1960 | Active | 16 | 1 | 1 | 0 | 0.00% | 0 | 10 | 2 | | | N | SC | N/R | |
| 18442 | SVÄRDSJÖ | 11/10/1966 | Active | 17 | 0 | 0 | 0 | 0.00% | 0 | | 8 | | 10 | | S,T,M,VP,SC | 8 | |
| 18591 | TIERP | 06/21/1954 | Active | 21 | 4 | 1 | 3 | 16.67% | 0 | 125 | 0 | | 2 | N | SC | N/R | |
| 18444 | VALBO | 01/22/1960 | Active | 13 | 0 | 3 | -3 | -18.75% | 0 | 28 | 0 | | | | T,M,VP,SC | 24+ | |
| 18405 | VÄSTERÅS LUNDBY | 12/15/1970 | Cancelled(6*) | 0 | 0 | 12 | -12 | -100.00% | 0 | 35 | 14 | | None | | P,S,T,M,VP SC | 24+ | |

Clubs Cancelled Previous Fiscal Year – Clubs Cancelled within last 12 months may be reinstated

| Club Number | Club Name | Charter Date | Current Status* | Cancellation Date |
|-------------|-----------|--------------|-----------------|-------------------|
| 18381 | KÖPING | 11/22/1951 | Cancelled(6*) | 01/29/2024 |
| 18428 | LEKSAND | 10/24/1956 | Cancelled(6*) | 06/29/2024 |
| 18401 | TORSBY | 01/20/1955 | Cancelled(6*) | 07/29/2023 |

| Current Total Clubs Count | YTD New Clubs Count | YTD Cancelled Clubs Count | YTD Net Club Gain | Current Total Members Count | YTD Add | YTD Drop | YTD Net Growth | YTD Net Growth % | Member Count 12 Months Ago | Average Member Count Per Club | % of Clubs with less than 20 members | % No MMR in 3 Months | % No Officer Report in 12 Months | % of Clubs with balance 90+ days | Number of Clubs in Status Quo | % Status Quo Clubs in Financial Suspension | Number of Cancelled Clubs | Average Cancelled Club Age | Members Lost Due to Cancellation | % of Clubs Cancelled for Non-Financial Reasons |
|---------------------------|---------------------|---------------------------|-------------------|-----------------------------|---------|----------|----------------|------------------|----------------------------|-------------------------------|--------------------------------------|----------------------|----------------------------------|----------------------------------|-------------------------------|--|---------------------------|----------------------------|----------------------------------|--|
| 59 | 0 | 2 | -2 | 1,055 | 64 | 61 | 3 | 0.29% | 0 | 18 | 64% | 47% | 2% | 0% | 0 | 0% | 2 | 163 | 12 | 100% |




Club Health Assessment for District 101 M through February 2025

|  | | | Status | Membership | | | | | | | Reports | | | | | Finance | LCIF |
|--|-----------|--------------|---|-----------------------------|-------------------|---------------------|----------------|---|----------------------------|--|-------------------------------------|------------------------------------|------------------------|---|--|-----------------|-----------------------------------|
| Club Number | Club Name | Charter Date | | Current Member Count | YTD Members Added | YTD Members Dropped | YTD Net Growth | YTD Net Growth% | Member Count 12 Months Ago | Avg. length of service for dropped members | Months Since Last MMR *** | Yrs. Since Last Officer Report | President Rotation | Vice President Reported **** | Months Since Last Activity Report *** | Account Balance | Donations for current Fiscal Year |
| | | | Number of times on status quo within last two years | If below 15 members appears | | | | If net loss is greater than 20% appears | | | If no report in 3 months appears in | When more than one year appears in | Number of repeat terms | Notes the officers that do not have an active | If no report at 12 months appears in red | | |

* - P - Priority Club. Cancellation Reasons: 1-Objectives/conduct, 2-Non-active club, 5-Non-existing club, 6-Disbanding, 7-Merger, 8-Financial Suspension, 9-District/Multiple District Dues.
** - Abbreviation: P-President, S-Secretary, T-Treasurer, M-Member Chairperson, VP-First Vice President, MC-Communications Chairperson, SC-Service Chairperson
*** - Abbreviation: N/R - Never reported using the Lions Clubs website, N/A - Not applicable, No password registered for the Lions Clubs website.
**** - Abbreviation: N - New, IP - Immediate Past, R - Repeat.




Club Health Assessment for District 101 N through February 2025

|  | | | Status | Membership | | | | | | | Reports | | | | | Finance | | LCIF |
|--|--------------|--------------|---|-----------------------------|-------------------|---------------------|----------------|-----------------|---|--|-------------------------------------|------------------------------------|------------------------|------------------------------|---|--|-----------------------------------|------------|
| Club Number | Club Name | Charter Date | | Current Member Count | YTD Members Added | YTD Members Dropped | YTD Net Growth | YTD Net Growth% | Member Count 12 Months Ago | Avg. length of service for dropped members | Months Since Last MMR *** | Yrs. Since Last Officer Report | President Rotation | Vice President Reported **** | Months Since Last Activity Report *** | Account Balance | Donations for current Fiscal Year | |
| | | | Number of times on status quo within last two years | If below 15 members appears | | | | | If net loss is greater than 20% appears | | If no report in 3 months appears in | When more than one year appears in | Number of repeat terms | | Notes the officers that do not have an active | If no report at 12 months appears in red | | |
| Clubs more than two years old | | | | | | | | | | | | | | | | | | |
| 18486 | ANGE | 10/22/1952 | Active | 8 | 0 | 0 | 0 | 0.00% | 0 | | 5 | 2 | None | P,S,T,M,VP SC | N/R | 90+ Days | | |
| 54471 | ANGE ZENITH | 05/14/1993 | Active | 20 | 1 | 1 | 0 | 0.00% | 0 | 10 | 1 | | | VP,SC | 24+ | | | |
| 18606 | BJURHOLM | 02/15/1956 | Cancelled(8*) | 0 | 0 | 13 | -13 | -100.00% | 0 | 16 | 20 | 2 | None | P,S,T,M,VP SC | 24+ | | | |
| 18607 | BODEN | 05/06/1953 | Active | 28 | 4 | 4 | 0 | 0.00% | 0 | 7 | 1 | | 7 | R | M,SC | | N/R | \$1,000.00 |
| 18608 | BOLIDEN | 05/22/1969 | Active | 17 | 1 | 1 | 0 | 0.00% | 0 | 2 | 5 | | | N | | | 24+ | \$1,074.00 |
| 18492 | BRUNFLO | 02/22/1960 | Active | 22 | 1 | 5 | -4 | -15.38% | 0 | 15 | 2 | | 3 | | VP | | 24+ | |
| 18496 | FUNÄSDALEN | 09/21/1962 | Active | 17 | 0 | 0 | 0 | 0.00% | 0 | | 10 | | 2 | | VP,SC | | 24+ | \$446.70 |
| 18615 | HAPARANDA | 02/09/1956 | Active | 15 | 0 | 4 | -4 | -21.05% | 0 | 22 | 3 | | | N | M,SC | | N/R | |
| 18501 | HÄRNÖSAND | 05/16/1952 | Active | 23 | 0 | 2 | -2 | -8.00% | 0 | 22 | 5 | | 4 | | S,M,VP,SC | | 24+ | |
| 18617 | JOKKMOKK | 02/02/1960 | Active | 18 | 0 | 2 | -2 | -10.00% | 0 | 2 | 2 | | 9 | | M,VP,SC | | N/R | |
| 18507 | JUNSELE | 11/01/1961 | Active | 18 | 0 | 2 | -2 | -10.00% | 0 | 24 | 5 | | 2 | R | | N/R | \$270.54 | |
| Exc Award (06/30/2018) | | | | | | | | | | | | | | | | | | |
| 18618 | KALIX | 03/09/1955 | Active(1) | 34 | 0 | 0 | 0 | 0.00% | 0 | | 8 | | | N | M,SC | 24+ | | |
| 18509 | LÄNGSELE | 04/27/1970 | Active | 13 | 1 | 1 | 0 | 0.00% | 0 | 2 | 0 | | 3 | R | | 24+ | \$271.54 | |
| 18510 | LIT | 04/05/1967 | Active | 19 | 0 | 0 | 0 | 0.00% | 0 | | 4 | | | N | SC | 24+ | | |
| 18620 | LULEÅ | 11/18/1952 | Active | 36 | 1 | 4 | -3 | -7.69% | 0 | 14 | 2 | | 3 | R | SC | 24+ | 90+ Days \$4,921.26 | |
| Exc Award (06/30/2018) | | | | | | | | | | | | | | | | | | |
| 18622 | LYCKSELE | 03/05/1962 | Active | 27 | 2 | 1 | 1 | 3.85% | 0 | 2 | 0 | | | N | SC | 3 | | |
| 18528 | MATFORS | 02/10/1960 | Active | 13 | 0 | 1 | -1 | -7.14% | 0 | 64 | 5 | | | IP | | 24+ | \$925.43 | |
| 18512 | NÄSÅKER | 01/08/1964 | Active(1) | 13 | 0 | 1 | -1 | -7.14% | 0 | 4 | 4 | | | N | SC | 24+ | | |
| 18515 | NYLAND | 02/09/1960 | Active | 18 | 0 | 2 | -2 | -10.00% | 0 | 26 | 0 | | 2 | | VP,SC | N/R | | |
| 18516 | ÖRNSKÖLDSVIK | 11/11/1953 | Active | 9 | 4 | 3 | 1 | 12.50% | 0 | 7 | 1 | | 2 | | VP,SC | 24+ | | |
| 18626 | ÖVERKALIX | 01/26/1958 | Active | 18 | 3 | 2 | 1 | 5.88% | 0 | 9 | 0 | | 2 | | VP,SC | 24+ | | |
| 18628 | PAJALA | 05/22/1969 | Active(1) | 8 | 10 | 10 | 0 | 0.00% | 0 | 27 | 0 | | 2 | | M,VP,SC | N/R | | |



Club Health Assessment for District 101 N through February 2025

|  | | | Status | Membership | | | | | | | Reports | | | | | Finance | LCIF |
|--|---------------------|--------------|---|-----------------------------|-------------------|---------------------|----------------|---|----------------------------|--|-------------------------------------|------------------------------------|------------------------|---|--|-----------------|-----------------------------------|
| Club Number | Club Name | Charter Date | | Current Member Count | YTD Members Added | YTD Members Dropped | YTD Net Growth | YTD Net Growth% | Member Count 12 Months Ago | Avg. length of service for dropped members | Months Since Last MMR *** | Yrs. Since Last Officer Report | President Rotation | Vice President Reported **** | Months Since Last Activity Report *** | Account Balance | Donations for current Fiscal Year |
| | | | Number of times on status quo within last two years | If below 15 members appears | | | | If net loss is greater than 20% appears | | | If no report in 3 months appears in | When more than one year appears in | Number of repeat terms | Notes the officers that do not have an active | If no report at 12 months appears in red | | |
| 18629 | PITEÅ | 04/01/1955 | Active | 36 | 0 | 5 | -5 | -12.20% | 0 | 26 | 4 | | | N | M,SC | 24+ | |
| 48427 | PITEÅ ÖJEBYN | 04/11/1988 | Active | 44 | 8 | 6 | 2 | 4.76% | 0 | 13 | 0 | | | | VP,SC | 15 | |
| 18630 | RÅNEÅ | 02/08/1956 | Active | 12 | 1 | 0 | 1 | 9.09% | 0 | | 4 | | | | M,VP,SC | N/R | |
| 18631 | ROBERTSFORS | 02/21/1964 | Active | 32 | 3 | 2 | 1 | 3.23% | 0 | 30 | 3 | | | N | SC | N/R | |
| 18632 | SKELLEFTEÅ | 01/10/1953 | Active | 19 | 3 | 1 | 2 | 11.76% | 0 | 3 | 2 | | 2 | | M,VP,SC | 24+ | |
| 18520 | SOLLEFTEÅ | 11/24/1953 | Active | 35 | 1 | 2 | -1 | -2.78% | 0 | 40 | 1 | | 4 | N | | 3 | |
| 54331 | SOLLEFTEÅ NIPSIPPAN | 04/12/1993 | Active | 33 | 1 | 2 | -1 | -2.94% | 0 | 2 | 2 | | | N | | 2 | |
| Exc Award (06/30/2023) | | | | | | | | | | | | | | | | | |
| 18521 | STÖDE | 04/05/1968 | Active | 20 | 1 | 2 | -1 | -4.76% | 0 | 13 | 5 | | 2 | R | SC | 24+ | \$264.96 |
| 18634 | STORUMAN | 01/29/1955 | Active | 11 | 0 | 0 | 0 | 0.00% | 0 | | 14 | 1 | None | | P,S,T,M,VP SC | N/R | |
| 18523 | SUNDSVALL | 09/06/1951 | Active | 20 | 1 | 0 | 1 | 5.26% | 0 | | 6 | | 2 | R | SC | 24+ | \$2,370.72 |
| 18637 | TÖRE | 02/05/1960 | Active | 17 | 0 | 0 | 0 | 0.00% | 0 | | 5 | | 2 | | M,VP,SC | N/R | |
| 18527 | TORP | 03/16/1955 | Active | 18 | 0 | 2 | -2 | -10.00% | 0 | 13 | 3 | | | N | SC | N/R | |
| 18639 | VÄNNÄS | 01/26/1960 | Active | 21 | 0 | 0 | 0 | 0.00% | 0 | | 8 | | 2 | R | SC | 24+ | |
| 18640 | VILHELMINA | 02/06/1963 | Active | 26 | 1 | 3 | -2 | -7.14% | 0 | 12 | 2 | | 2 | N | | 24+ | \$991.61 |
| 18641 | VINDELN | 10/28/1958 | Active | 21 | 0 | 0 | 0 | 0.00% | 0 | | 13 | | 2 | | S,T,M,VP,SC | N/R | |

Clubs Cancelled Previous Fiscal Year – Clubs Cancelled within last 12 months may be reinstated

| Club Number | Club Name | Charter Date | Current Status* | Cancellation Date |
|-------------|--------------------------|--------------|-----------------|-------------------|
| 18605 | ARVIDSJÄUR | 01/31/1955 | Cancelled(6*) | 09/29/2023 |
| 18611 | BYSKE | 09/10/1965 | Cancelled(6*) | 06/29/2024 |
| 124250 | Malmfälten/Ripan/Uggjan | 03/20/2015 | Cancelled(8*) | 12/29/2023 |
| 52722 | ÖRNSKÖLDSVIK HÖGA KUSTEN | 03/24/1992 | Cancelled(6*) | 06/29/2024 |



Club Health Assessment for District 101 N through February 2025

| Club Number | | | Club Name | | | Charter Date | | | Status | | | | | Membership | | | | | Reports | | | | | Finance | | LCIF |
|---------------------------|---------------------|---------------------------|-------------------|-----------------------------|---------|--------------|----------------|------------------|---|-------------------------------|--------------------------------------|----------------------|---|----------------------------------|--|--|--------------------------------|----------------------------|------------------------------------|--|---|-----------------------------------|--|---------|--|------|
| | | | | | | | | | Current Member Count | YTD Members Added | YTD Members Dropped | YTD Net Growth | YTD Net Growth% | Member Count 12 Months Ago | Avg. length of service for dropped members | Months Since Last MMR *** | Yrs. Since Last Officer Report | President Rotation | Vice President Reported **** | Months Since Last Activity Report *** | Account Balance | Donations for current Fiscal Year | | | | |
| | | | | | | | | | Number of times on status quo within last two years | If below 15 members appears | | | If net loss is greater than 20% appears | | | If no report in 3 months appears in | | | When more than one year appears in | Number of repeat terms | Notes the officers that do not have an active | | If no report at 12 months appears in red | | | |
| Current Total Clubs Count | YTD New Clubs Count | YTD Cancelled Clubs Count | YTD Net Club Gain | Current Total Members Count | YTD Add | YTD Drop | YTD Net Growth | YTD Net Growth % | Member Count 12 Months Ago | Average Member Count Per Club | % of Clubs with less than 20 members | % No MMR in 3 Months | % No Officer Report in 12 Months | % of Clubs with balance 90+ days | Number of Clubs in Status Quo | % Status Quo Clubs in Financial Suspension | Number of Cancelled Clubs | Average Cancelled Club Age | Members Lost Due to Cancellation | % of Clubs Cancelled for Non-Financial Reasons | | | | | | |
| 36 | 0 | 1 | -1 | 759 | 48 | 84 | -36 | -4.53% | 0 | 21 | 53% | 56% | 6% | 3% | 0 | 0% | 1 | 237 | 13 | -100% | | | | | | |

* - P - Priority Club. Cancellation Reasons: 1-Objectives/conduct, 2-Non-active club, 5-Non-existing club, 6-Disbanding, 7-Merger, 8-Financial Suspension, 9-District/Multiple District Dues.

** - Abbreviation: P-President, S-Secretary, T-Treasurer, M-Member Chairperson, VP-First Vice President, MC-Communications Chairperson, SC-Service Chairperson

*** - Abbreviation: N/R - Never reported using the Lions Clubs website, N/A - Not applicable, No password registered for the Lions Clubs website.

**** - Abbreviation: N - New, IP - Immediate Past, R - Repeat.



Club Health Assessment for District 101 O through February 2025

| | | | Status | Membership | | | | | | | Reports | | | | | Finance | LCIF |
|-------------------------------|------------------|--------------|---|-----------------------------|-------------------|---------------------|----------------|-----------------|---|--|-------------------------------------|------------------------------------|------------------------|---|--|-----------------|-----------------------------------|
| Club Number | Club Name | Charter Date | | Current Member Count | YTD Members Added | YTD Members Dropped | YTD Net Growth | YTD Net Growth% | Member Count 12 Months Ago | Avg. length of service for dropped members | Months Since Last MMR *** | Yrs. Since Last Officer Report | President Rotation | Vice President Reported **** | Months Since Last Activity Report *** | Account Balance | Donations for current Fiscal Year |
| | | | Number of times on status quo within last two years | If below 15 members appears | | | | | If net loss is greater than 20% appears | | If no report in 3 months appears in | When more than one year appears in | Number of repeat terms | Notes the officers that do not have an active | If no report at 12 months appears in red | | |
| Clubs more than two years old | | | | | | | | | | | | | | | | | |
| 18446 | ÅBY | 03/21/1962 | Active | 18 | 0 | 0 | 0 | 0.00% | 0 | | 2 | | 2 | VP | 24+ | | \$445.85 |
| 18531 | ALMUNGE | 12/27/1971 | Active | 9 | 0 | 0 | 0 | 0.00% | 0 | | 68 | | None | P,T,M,VP,SC | N/A | | |
| 44854 | ÄLTA | 04/09/1985 | Active(1) | 11 | 0 | 1 | -1 | -8.33% | 0 | 12 | 2 | | 3 | S,M,VP,SC | N/R | | \$948.29 |
| 18447 | ÅTVIDABERG | 12/21/1953 | Active | 8 | 0 | 0 | 0 | 0.00% | 0 | | 34 | | 2 | N | SC | 24+ | \$267.51 |
| 18532 | BÄLSTA | 05/05/1959 | Active | 25 | 0 | 1 | -1 | -3.85% | 0 | 7 | 4 | | 3 | R | SC | 14 | \$445.85 |
| 42084 | BJÖRKLINGE | 12/27/1982 | Active | 12 | 1 | 2 | -1 | -7.69% | 0 | 3 | 0 | | 2 | N | | 3 | \$906.11 |
| 18449 | BORENSBERG | 12/02/1957 | Active(1) | 32 | 0 | 2 | -2 | -5.88% | 0 | 36 | 7 | | | N | M,SC | N/R | \$267.51 |
| 18536 | DANDERYD | 01/23/1957 | Active | 20 | 0 | 0 | 0 | 0.00% | 0 | | 7 | | 13 | R | SC | 24+ | |
| 30733 | ENKÖPING ÅSUNDA | 05/13/1975 | Active | 37 | 7 | 3 | 4 | 12.12% | 0 | 8 | 1 | | 2 | | VP | 24+ | |
| 18453 | FINSPÅNG | 03/10/1954 | Active(1) | 24 | 0 | 0 | 0 | 0.00% | 0 | | 8 | | None | | P,T,M,VP,SC | 16 | |
| Exc Award (06/30/2018) | | | | | | | | | | | | | | | | | |
| 18455 | GNESTA | 11/22/1955 | Active | 36 | 3 | 1 | 2 | 5.88% | 0 | 0 | 0 | | | IP | | 2 | \$8,262.68 |
| Exc Award (06/30/2023) | | | | | | | | | | | | | | | | | |
| 18544 | GRILLBY | 09/14/1965 | Active | 20 | 1 | 0 | 1 | 5.26% | 0 | | 4 | | 2 | N | SC | N/R | \$5,857.83 |
| 58787 | HAGUNDA | 10/23/1996 | Active | 21 | 0 | 2 | -2 | -8.70% | 0 | 18 | 3 | | 2 | | M,VP,SC | 24+ | |
| 18543 | HALLSTAVIK/VÄDDÖ | 03/08/1955 | Active | 15 | 1 | 1 | 0 | 0.00% | 0 | 31 | 0 | | 3 | | VP,SC | 18 | \$267.51 |
| 18545 | HUDDINGE | 09/30/1958 | Active | 13 | 1 | 0 | 1 | 8.33% | 0 | | 5 | | | | M,VP,SC | 24+ | |
| 18459 | KISA | 01/21/1954 | Active | 44 | 0 | 0 | 0 | 0.00% | 0 | | 10 | | | N | | 24+ | \$1,184.00 |
| 18549 | KNIVSTA | 02/01/1967 | Active | 30 | 1 | 0 | 1 | 3.45% | 0 | | 1 | | | N | | 14 | \$267.51 |
| 18460 | KOLMÅRDEN | 03/09/1964 | Active | 14 | 1 | 0 | 1 | 7.69% | 0 | | 5 | | 3 | R | SC | 2 | \$267.51 |
| 18462 | LINKÖPING | 02/12/1970 | Active | 46 | 0 | 0 | 0 | 0.00% | 0 | | 1 | | | IP | SC | 13 | |
| 18467 | MJÖLBÄ | 05/20/1953 | Active | 13 | 0 | 0 | 0 | 0.00% | 0 | | 1 | | 2 | N | SC | N/R | \$267.51 |
| 18468 | MOTALA | 06/05/1951 | Active | 24 | 0 | 1 | -1 | -4.00% | 0 | 3 | 1 | | | N | M,SC | 24+ | \$267.51 |
| 18553 | NORRTÄLJE | 06/07/1951 | Active | 43 | 1 | 1 | 0 | 0.00% | 0 | 50 | 0 | | | N | | 24+ | |



Club Health Assessment for District 101 O through February 2025

| | | | Status | Membership | | | | | | | Reports | | | | | Finance | | LCIF |
|------------------------|-------------------------|--------------|---|-----------------------------|---|---------------------|----------------|-----------------|----------------------------|--|------------------------------------|--------------------------------|---|--|---------------------------------------|-----------------|-----------------------------------|------------|
| Club Number | Club Name | Charter Date | | Current Member Count | YTD Members Added | YTD Members Dropped | YTD Net Growth | YTD Net Growth% | Member Count 12 Months Ago | Avg. length of service for dropped members | Months Since Last MMR *** | Yrs. Since Last Officer Report | President Rotation | Vice President Reported **** | Months Since Last Activity Report *** | Account Balance | Donations for current Fiscal Year | |
| | | | Number of times on status quo within last two years | If below 15 members appears | If net loss is greater than 20% appears | | | | | If no report in 3 months appears in | When more than one year appears in | Number of repeat terms | Notes the officers that do not have an active | If no report at 12 months appears in red | | | | |
| 45590 | ÖREGRUND | 12/02/1985 | Active | 18 | 1 | 2 | -1 | -5.26% | 0 | 2 | 0 | | 5 | R | M,SC | N/R | | \$543.94 |
| 18555 | ÖRSUNDSBRO | 03/07/1963 | Active | 28 | 0 | 2 | -2 | -6.67% | 0 | 16 | 0 | | | N | SC | 24+ | | |
| 18556 | ÖSTERÅKER | 04/06/1961 | Active | 32 | 2 | 0 | 2 | 6.67% | 0 | | 1 | | | | VP,SC | 16 | | \$9,831.37 |
| 18537 | ÖSTERBYBRUK-DANNEMOR A | 09/10/1958 | Active(1) | 16 | 0 | 1 | -1 | -5.88% | 0 | 6 | 6 | | | | VP | 8 | | \$267.51 |
| 18558 | ÖSTHAMMAR | 04/18/1952 | Active | 17 | 0 | 2 | -2 | -10.53% | 0 | 32 | 3 | | | | M,VP,SC | 22 | | |
| 18473 | OXELÖSUND | 12/05/1957 | Active | 29 | 3 | 3 | 0 | 0.00% | 0 | 31 | 1 | | 2 | | VP | 14 | | \$4,458.51 |
| 18559 | RIMBO | 04/02/1954 | Active | 10 | 0 | 1 | -1 | -9.09% | 0 | 15 | 3 | | | | M,VP,SC | 24+ | | \$80.00 |
| 18396 | SALA | 09/20/1951 | Active | 27 | 1 | 1 | 0 | 0.00% | 0 | 26 | 1 | | 2 | | M,VP,SC | 24+ | | |
| 18561 | SALTSJÖBADEN | 03/03/1954 | Active | 12 | 0 | 0 | 0 | 0.00% | 0 | | 5 | | 2 | | VP | 1 | | |
| 18562 | SIGTUNA | 03/30/1953 | Active | 47 | 0 | 3 | -3 | -6.00% | 0 | 22 | 1 | | | N | SC | 24+ | | |
| 18474 | SKÄNNINGE | 10/21/1958 | Active | 38 | 2 | 3 | -1 | -2.56% | 0 | 18 | 0 | | | N | | 6 | | |
| 18563 | SLITE | 02/12/1963 | Active | 16 | 0 | 1 | -1 | -5.88% | 0 | 5 | 4 | | 2 | N | M,SC | 5 | | |
| 32623 | SÖDERTÅLJE S:A RAGNHILD | 07/08/1976 | Active | 9 | 0 | 1 | -1 | -10.00% | 0 | 21 | 5 | | 2 | R | | 12 | | \$209.22 |
| 18566 | STOCKHOLM | 03/24/1948 | Active | 16 | 0 | 0 | 0 | 0.00% | 0 | | 6 | | 2 | | M,VP | 14 | | |
| 18572 | STOCKHOLM BROMMA | 06/04/1953 | Cancelled(8*) | 0 | 0 | 21 | -21 | -100.00% | 0 | 30 | 8 | | None | | P,S,T,M,VP SC | 24+ | 90+ Days | |
| 18576 | STOCKHOLM GLOBEN | 02/21/1956 | Active | 20 | 0 | 1 | -1 | -4.76% | 0 | 10 | 2 | | | N | | 16 | | |
| 52390 | STOCKHOLM MÄSSAN | 01/08/1992 | Active | 4 | 0 | 0 | 0 | 0.00% | 0 | | 11 | | None | | P,M,VP,SC | N/R | | \$445.85 |
| 18478 | STRÄNGNÄS | 05/11/1949 | Active | 16 | 0 | 1 | -1 | -5.88% | 0 | 32 | 0 | | | N | SC | 0 | | \$267.51 |
| 18588 | SUNDBYBERG | 02/10/1955 | Active | 31 | 2 | 1 | 1 | 3.33% | 0 | 2 | 0 | | | | VP,SC | 24+ | | \$3,522.22 |
| Exc Award (06/30/2024) | | | | | | | | | | | | | | | | | | |
| 18589 | TÄBY | 09/25/1957 | Active | 14 | 0 | 2 | -2 | -12.50% | 0 | 31 | 2 | | 2 | R | SC | N/R | | |
| 18479 | TORSHÄLLA | 06/26/1953 | Active(1) | 18 | 0 | 0 | 0 | 0.00% | 0 | | 10 | | 3 | N | M,SC | 24+ | | |
| 18480 | TROSA | 11/28/1956 | Active | 34 | 4 | 4 | 0 | 0.00% | 0 | 17 | 1 | | 2 | N | | 2 | | |
| 18481 | TURINGE | 05/13/1970 | Active | 16 | 0 | 1 | -1 | -5.88% | 0 | 35 | 0 | | | N | | 14 | | \$267.51 |
| 18592 | TYRESÖ | 06/22/1960 | Active | 15 | 0 | 0 | 0 | 0.00% | 0 | | 3 | | 5 | | M,VP,SC | 14 | | \$160.00 |



Club Health Assessment for District 101 O through February 2025

| Club Number | Club Name | Charter Date | Status | Membership | | | | | | | Reports | | | | | Finance | LCIF |
|-------------|----------------|--------------|---|-----------------------------|-------------------|---------------------|----------------|---|----------------------------|--|----------------------------------|------------------------------------|------------------------|---|--|-----------------|-----------------------------------|
| | | | | Current Member Count | YTD Members Added | YTD Members Dropped | YTD Net Growth | YTD Net Growth% | Member Count 12 Months Ago | Avg. length of service for dropped members | Months Since Last MMR *** | Yrs. Since Last Officer Report | President Rotation | Vice President Reported **** | Months Since Last Activity Report *** | Account Balance | Donations for current Fiscal Year |
| | | | Number of times on status quo within last two years | If below 15 members appears | | | | If net loss is greater than 20% appears | | | If no report in 3 months appears | When more than one year appears in | Number of repeat terms | Notes the officers that do not have an active | If no report at 12 months appears in red | | |
| 18593 | UPPLANDS VÄSBY | 07/21/1956 | Active | 9 | 0 | 1 | -1 | -10.00% | 0 | 26 | 4 | | | VP,SC | 24+ | | \$267.51 |
| 18594 | UPPSALA | 06/08/1949 | Active | 21 | 0 | 1 | -1 | -4.55% | 0 | 7 | 0 | | | N | SC | 24+ | \$124.84 |
| 48540 | UPPSALA DISA | 05/10/1988 | Active | 29 | 0 | 1 | -1 | -3.33% | 0 | 22 | 1 | | | N | | 11 | \$547.38 |
| 18482 | VADSTENA | 01/13/1955 | Active | 20 | 0 | 2 | -2 | -9.09% | 0 | 22 | 1 | | 2 | R | SC | 8 | \$749.83 |
| 18483 | VALDEMARSVIK | 12/21/1959 | Cancelled(6*) | 0 | 0 | 12 | -12 | -100.00% | 0 | 21 | 5 | | None | P,S,T,M,VP SC | N/R | | \$158.00 |
| 18598 | VALLENTUNA | 06/12/1969 | Active(1) | 15 | 1 | 3 | -2 | -11.76% | 0 | 28 | 0 | | 6 | M,VP,SC | 24+ | | \$267.51 |
| 18600 | VÄSTERHANINGE | 11/28/1957 | Active | 23 | 1 | 2 | -1 | -4.17% | 0 | 4 | 1 | | | N | SC | 24+ | \$267.51 |
| 18601 | VAXHOLM | 04/23/1956 | Active | 27 | 2 | 2 | 0 | 0.00% | 0 | 6 | 0 | | 4 | VP,SC | 20 | | \$11,146.28 |
| 18602 | VISBY | 08/11/1954 | Active | 20 | 1 | 1 | 0 | 0.00% | 0 | 6 | 1 | | | N | SC | 5 | |

Clubs Cancelled Previous Fiscal Year – Clubs Cancelled within last 12 months may be reinstated

| Club Number | Club Name | Charter Date | Current Status* | Cancellation Date |
|-------------|----------------------|--------------|-----------------|-------------------|
| 18451 | ESKILSTUNA/FRISTADEN | 02/01/1949 | Cancelled(6*) | 07/29/2023 |
| 18584 | STOCKHOLM SPÅNGA | 10/29/1958 | Cancelled(6*) | 01/29/2024 |
| 18586 | STOCKHOLM VÄLLINGBY | 04/20/1956 | Cancelled(6*) | 04/29/2024 |

| Current Total Clubs Count | YTD New Clubs Count | YTD Cancelled Clubs Count | YTD Net Club Gain | Current Total Members Count | YTD Add | YTD Drop | YTD Net Growth | YTD Net Growth % | Member Count 12 Months Ago | Average Member Count Per Club | % of Clubs with less than 20 members | % No MMR in 3 Months | % No Officer Report in 12 Months | % of Clubs with balance 90+ days | Number of Clubs in Status Quo | % Status Quo Clubs in Financial Suspension | Number of Cancelled Clubs | Average Cancelled Club Age | Members Lost Due to Cancellation | % of Clubs Cancelled for Non-Financial Reasons |
|---------------------------|---------------------|---------------------------|-------------------|-----------------------------|---------|----------|----------------|------------------|----------------------------|-------------------------------|--------------------------------------|----------------------|----------------------------------|----------------------------------|-------------------------------|--|---------------------------|----------------------------|----------------------------------|--|
| 53 | 0 | 2 | -2 | 1,162 | 37 | 91 | -54 | -4.44% | 0 | 22 | 47% | 42% | 0% | 0% | 0 | 0% | 2 | 172 | 33 | 50% |

* - P - Priority Club. Cancellation Reasons: 1-Objectives/conduct, 2-Non-active club, 5-Non-existing club, 6-Disbanding, 7-Merger, 8-Financial Suspension, 9-District/Multiple District Dues.


** - Abbreviation: P-President, S-Secretary, T-Treasurer, M-Member Chairperson, VP-First Vice President, MC-Communications Chairperson, SC-Service Chairperson

*** - Abbreviation: N/R - Never reported using the Lions Clubs website, N/A - Not applicable, No password registered for the Lions Clubs website.

**** - Abbreviation: N - New, IP - Immediate Past, R - Repeat.



Club Health Assessment for District 101 S through February 2025

|  | | | Status | Membership | | | | | | | Reports | | | | | Finance | | LCIF |
|--|-----------------------|--------------|---|-----------------------------|-------------------|---------------------|----------------|---|----------------------------|--|-------------------------------------|------------------------------------|------------------------|---|--|-----------------|-----------------------------------|------|
| Club Number | Club Name | Charter Date | | Current Member Count | YTD Members Added | YTD Members Dropped | YTD Net Growth | YTD Net Growth% | Member Count 12 Months Ago | Avg. length of service for dropped members | Months Since Last MMR *** | Yrs. Since Last Officer Report | President Rotation | Vice President Reported **** | Months Since Last Activity Report *** | Account Balance | Donations for current Fiscal Year | |
| | | | Number of times on status quo within last two years | If below 15 members appears | | | | If net loss is greater than 20% appears | | | If no report in 3 months appears in | When more than one year appears in | Number of repeat terms | Notes the officers that do not have an active | If no report at 12 months appears in red | | | |
| Clubs more than two years old | | | | | | | | | | | | | | | | | | |
| 18643 | ÅHUS | 02/26/1962 | Active | 57 | 0 | 1 | -1 | -1.72% | 0 | 47 | 6 | | | N | 2 | | \$27,359.45 | |
| 18644 | ÄLMHULT | 03/14/1957 | Active | 32 | 2 | 0 | 2 | 6.67% | 0 | | 3 | | 2 | R | 2 | | | |
| 18706 | ALVESTA | 05/16/1953 | Active | 34 | 4 | 2 | 2 | 6.25% | 0 | 32 | 1 | | | N | N/R | | | |
| 18707 | ANEBY | 10/19/1965 | Active | 19 | 1 | 1 | 0 | 0.00% | 0 | 3 | 2 | | 2 | R | SC | N/R | | |
| 18651 | ÄNGELHOLM | 11/23/1955 | Active | 22 | 1 | 5 | -4 | -15.38% | 0 | 20 | 0 | | 2 | | M,VP,SC | 24+ | \$900.00 | |
| 34208 | BARA | 06/25/1977 | Active | 27 | 0 | 0 | 0 | 0.00% | 0 | | 4 | | | N | M,SC | 24+ | | |
| 18646 | BÅSTAD | 10/15/1958 | Active | 30 | 1 | 3 | -2 | -6.25% | 0 | 12 | 0 | | | N | M,SC | N/R | \$78.52 | |
| 44173 | BJERRED BJERSUND | 07/02/1984 | Active | 10 | 0 | 1 | -1 | -9.09% | 0 | 7 | 0 | | 2 | N | SC | N/R | | |
| 18708 | BORGHOLM | 06/01/1971 | Active | 25 | 3 | 4 | -1 | -3.85% | 0 | 15 | 0 | | | N | | 24+ | | |
| 45788 | BRAÅS | 02/03/1986 | Active | 9 | 4 | 0 | 4 | 80.00% | 0 | | 0 | | 2 | | M,VP,SC | N/R | | |
| 38313 | BRÄKNE-HOBY | 04/29/1980 | Active | 39 | 1 | 6 | -5 | -11.36% | 0 | 11 | 0 | | | | VP,SC | N/R | | |
| 18648 | BROMÖLLA | 03/22/1960 | Active | 21 | 0 | 2 | -2 | -8.70% | 0 | 19 | 2 | | | N | | N/R | | |
| 18649 | DALBY | 09/09/1963 | Active | 34 | 2 | 0 | 2 | 6.25% | 0 | | 0 | | | N | | N/R | | |
| 43368 | DEGEBERGA SÖDRA GÅRDS | 01/23/1984 | Active | 13 | 0 | 0 | 0 | 0.00% | 0 | | 10 | | | N | | N/R | | |
| 18709 | EKSJÖ | 09/01/1953 | Active | 45 | 1 | 0 | 1 | 2.27% | 0 | | 5 | | | N | SC | N/R | | |
| 18710 | EMMABODA | 11/22/1955 | Active | 32 | 0 | 2 | -2 | -5.88% | 0 | 15 | 1 | | 2 | R | | 14 | | |
| Exc Award (06/30/2018) | | | | | | | | | | | | | | | | | | |
| 49967 | FÄRJESTADEN | 11/16/1989 | Active | 25 | 1 | 3 | -2 | -7.41% | 0 | 6 | 0 | | | N | M,SC | 24+ | | |
| 18658 | HÄSSLEHOLM | 12/20/1955 | Active | 41 | 3 | 1 | 2 | 5.13% | 0 | 55 | 1 | | | N | M,SC | N/R | | |
| 35769 | HELSINGBORG KÄRNAN | 06/26/1978 | Active | 18 | 2 | 0 | 2 | 12.50% | 0 | | 2 | | | | VP | N/R | | |
| 18659 | HELSINGBORG SOFIERO | 04/10/1972 | Active | 11 | 0 | 0 | 0 | 0.00% | 0 | | 4 | | | N | | 3 | | |
| 18667 | HÖGANÄS | 11/17/1958 | Active | 23 | 0 | 4 | -4 | -14.81% | 0 | 24 | 5 | | | | VP,SC | N/R | | |
| 18718 | HÖGSBY | 04/01/1959 | Active | 27 | 2 | 0 | 2 | 8.00% | 0 | | 3 | | | N | M,SC | 24+ | | |
| 18660 | HÖÖR | 05/04/1959 | Active | 28 | 2 | 3 | -1 | -3.45% | 0 | 11 | 1 | | 2 | R | SC | 24+ | | |



Club Health Assessment for District 101 S through February 2025

| | | | Status | Membership | | | | | | | Reports | | | | | Finance | | LCIF |
|------------------------------------|----------------------|--------------|---|-----------------------------|-------------------|---------------------|----------------|-----------------|---|--|---------------------------|-------------------------------------|------------------------------------|------------------------------|---|--|-----------------------------------|------------|
| Club Number | Club Name | Charter Date | | Current Member Count | YTD Members Added | YTD Members Dropped | YTD Net Growth | YTD Net Growth% | Member Count 12 Months Ago | Avg. length of service for dropped members | Months Since Last MMR *** | Yrs. Since Last Officer Report | President Rotation | Vice President Reported **** | Months Since Last Activity Report *** | Account Balance | Donations for current Fiscal Year | |
| | | | Number of times on status quo within last two years | If below 15 members appears | | | | | If net loss is greater than 20% appears | | | If no report in 3 months appears in | When more than one year appears in | Number of repeat terms | Notes the officers that do not have an active | If no report at 12 months appears in red | | |
| 18661 | HÖRBY | 10/10/1955 | Active | 46 | 0 | 0 | 0 | 0.00% | 0 | | 2 | | | N | M | N/R | | |
| 18724 | KALMAR | 11/20/1953 | Active | 36 | 25 | 1 | 24 | 200.00% | 0 | 0 | 1 | | 2 | R | M,SC | N/R | | |
| 27995 | KALMAR/SKÅLBY | 01/31/1974 | Active | 0 | 2 | 24 | -22 | -100.00% | 0 | 19 | 4 | | None | | P,S,T,M,VP SC | N/R | | |
| 18722 | KARLSHAMN | 01/11/1955 | Active | 30 | 6 | 2 | 4 | 15.38% | 0 | 1 | 0 | | | N | | 24+ | | |
| 18723 | KARLSKRONA | 03/17/1954 | Active | 32 | 4 | 4 | 0 | 0.00% | 0 | 32 | 1 | | | | VP | 24+ | | |
| Exc Award (06/30/2018) | | | | | | | | | | | | | | | | | | |
| 36903 | KARLSKRONA JARRAMAS | 04/05/1979 | Active | 42 | 1 | 1 | 0 | 0.00% | 0 | 25 | 4 | | 3 | | VP,SC | 24+ | | |
| 18663 | KÄVLINGE | 01/02/1958 | Active | 21 | 1 | 4 | -3 | -12.50% | 0 | 3 | 1 | | | IP | | N/R | | |
| 18664 | KLIPPAN | 04/02/1958 | Active | 27 | 0 | 0 | 0 | 0.00% | 0 | | 10 | | | N | SC | 24+ | | |
| 18666 | KRISTIANSTAD | 11/03/1952 | Active | 39 | 2 | 5 | -3 | -7.14% | 0 | 16 | 1 | | | N | SC | 8 | | |
| Exc Award (06/30/2023, 06/30/2024) | | | | | | | | | | | | | | | | | | |
| 18726 | LAMMHULT | 11/21/1962 | Active | 15 | 0 | 0 | 0 | 0.00% | 0 | | 9 | | | | VP | N/R | | \$1,000.00 |
| 18669 | LANDSKRONA | 11/15/1951 | Active | 22 | 0 | 0 | 0 | 0.00% | 0 | | 0 | | | | M,VP,SC | N/R | | |
| 52327 | LANDSKRONA CITADELLA | 12/23/1991 | Active | 14 | 0 | 2 | -2 | -12.50% | 0 | 23 | 1 | | | IP | SC | 24+ | | |
| 35202 | LÖDDEKÖPINGE | 03/28/1978 | Active | 21 | 1 | 0 | 1 | 5.00% | 0 | | 1 | | | N | SC | 17 | | \$2,774.88 |
| 18671 | LOMMA | 02/06/1961 | Active | 31 | 3 | 0 | 3 | 10.71% | 0 | | 0 | | | R | SC | N/R | | \$950.92 |
| 18672 | LÖNSBODA | 08/29/1955 | Active | 19 | 0 | 2 | -2 | -9.52% | 0 | 9 | 1 | | | N | SC | N/R | | |
| 38649 | MÄLILLA & MÖRLUNDA | 06/18/1980 | Active | 22 | 0 | 1 | -1 | -4.35% | 0 | 48 | 1 | | 2 | N | M,SC | N/R | | \$3,083.84 |
| 53924 | MALMÖ ELLENBOGEN | 12/28/1992 | Active | 28 | 2 | 1 | 1 | 3.70% | 0 | 25 | 1 | | | | VP | N/R | | |
| 18676 | MALMÖ MALMÖHUS | 06/02/1953 | Active | 10 | 0 | 0 | 0 | 0.00% | 0 | | 2 | | 2 | R | | N/R | | |
| 18730 | MÖNSTERÅS | 09/01/1955 | Active | 15 | 0 | 0 | 0 | 0.00% | 0 | | 6 | | 3 | | VP,SC | N/R | | |
| 18731 | MÖRBYLÅNGA | 12/08/1954 | Active | 26 | 6 | 0 | 6 | 30.00% | 0 | | 2 | | | N | M | N/R | | \$264.33 |
| 18732 | NÄSSJÖ | 02/02/1953 | Active | 37 | 4 | 0 | 4 | 12.12% | 0 | | 1 | | | N | | 21 | | |
| 18733 | NYBRO | 11/29/1957 | Active | 16 | 1 | 4 | -3 | -15.79% | 0 | 16 | 3 | | 6 | | VP | N/R | | |
| 18734 | OLOFSTRÖM | 10/27/1954 | Active | 19 | 1 | 0 | 1 | 5.56% | 0 | | 4 | | 2 | | VP,SC | N/R | | \$264.33 |



Club Health Assessment for District 101 S through February 2025

| | | | Status | Membership | | | | | | | Reports | | | | | Finance | | LCIF |
|------------------------|------------------------|--------------|---|-----------------------------|-------------------|---------------------|----------------|---|----------------------------|--|-------------------------------------|------------------------------------|------------------------|---|--|-----------------|-----------------------------------|------|
| Club Number | Club Name | Charter Date | | Current Member Count | YTD Members Added | YTD Members Dropped | YTD Net Growth | YTD Net Growth% | Member Count 12 Months Ago | Avg. length of service for dropped members | Months Since Last MMR *** | Yrs. Since Last Officer Report | President Rotation | Vice President Reported **** | Months Since Last Activity Report *** | Account Balance | Donations for current Fiscal Year | |
| | | | Number of times on status quo within last two years | If below 15 members appears | | | | If net loss is greater than 20% appears | | | If no report in 3 months appears in | When more than one year appears in | Number of repeat terms | Notes the officers that do not have an active | If no report at 12 months appears in red | | | |
| 18680 | OSBY | 11/12/1953 | Active | 39 | 4 | 1 | 3 | 8.33% | 0 | 18 | 0 | | | N | N/R | | \$264.33 | |
| 18665 | ÖSTRA GÖINGE | 01/24/1961 | Active | 23 | 3 | 1 | 2 | 9.52% | 0 | 6 | 2 | | 3 | VP,SC | N/R | | | |
| 18683 | RÅÅ | 03/01/1960 | Active | 38 | 3 | 1 | 2 | 5.56% | 0 | 5 | 4 | | | N | M,SC | N/R | | |
| 18684 | RENG HÖLLVIKEN | 12/15/1966 | Active | 54 | 4 | 2 | 2 | 3.85% | 0 | 9 | 0 | | | N | | N/R | \$9,509.59 | |
| 41355 | ROMELEÅSEN | 05/05/1982 | Active | 28 | 1 | 0 | 1 | 3.70% | 0 | | 1 | | | N | 1 | | | |
| 18737 | RONNEBY | 02/15/1956 | Active | 5 | 0 | 0 | 0 | 0.00% | 0 | | 7 | | 7 | VP,SC | N/R | | | |
| 18738 | RYD | 11/11/1955 | Active | 28 | 0 | 1 | -1 | -3.45% | 0 | 6 | 0 | | 2 | N | SC | N/R | \$1,901.85 | |
| 39886 | SAXTORP | 05/07/1981 | Active | 30 | 0 | 2 | -2 | -6.25% | 0 | 11 | 5 | | | N | SC | 24+ | | |
| 18686 | SIMRISHAMN | 05/13/1957 | Active | 33 | 4 | 3 | 1 | 3.13% | 0 | 7 | 1 | | | VP,SC | 24+ | | | |
| 18687 | SJÖBO | 12/15/1955 | Active | 30 | 1 | 0 | 1 | 3.45% | 0 | | 1 | | | N | 24+ | | | |
| 18689 | SKURUP | 06/09/1960 | Active | 45 | 2 | 1 | 1 | 2.27% | 0 | 13 | 0 | | | N | SC | N/R | \$5,154.34 | |
| 18690 | SÖDRA SANDBY | 03/13/1970 | Active | 20 | 0 | 1 | -1 | -4.76% | 0 | 4 | 2 | | | N | SC | 24+ | | |
| 18742 | SÖLVESBORG | 05/17/1960 | Active | 16 | 1 | 1 | 0 | 0.00% | 0 | 0 | 3 | | | N | | N/R | \$264.33 | |
| 47948 | SÖSDALA | 12/14/1987 | Active | 13 | 0 | 0 | 0 | 0.00% | 0 | | 10 | | | N | SC | N/R | | |
| 18692 | STAFFANSTORP | 05/01/1964 | Active(1) | 0 | 0 | 8 | -8 | -100.00% | 0 | 22 | 2 | | None | P,S,T,M,VP SC | N/R | | | |
| 50838 | STAFFANSTORP VIKINGEN | 07/05/1990 | Active | 30 | 4 | 0 | 4 | 15.38% | 0 | | 0 | | | IP | SC | N/R | | |
| 18695 | SVEDALA | 02/25/1960 | Active | 39 | 3 | 2 | 1 | 2.63% | 0 | 38 | 2 | | | N | | N/R | | |
| Exc Award (06/30/2018) | | | | | | | | | | | | | | | | | | |
| 122617 | Sweden "Be the Change" | 06/24/2014 | Active | 7 | 0 | 0 | 0 | 0.00% | 0 | | 8 | | 12 | M,VP,SC | 24+ | | | |
| 18744 | TINGSRYD | 04/12/1967 | Active | 49 | 1 | 0 | 1 | 2.08% | 0 | | 6 | | | N | | N/R | | |
| 18697 | TOLLARP | 10/18/1970 | Active | 22 | 2 | 3 | -1 | -4.35% | 0 | 4 | 1 | | 2 | R | SC | N/R | | |
| 18746 | TORSÅS | 06/03/1969 | Active | 35 | 3 | 1 | 2 | 6.06% | 0 | 7 | 3 | | | | M,VP,SC | 24+ | | |
| 18745 | TRANÅS | 06/02/1954 | Active | 28 | 1 | 0 | 1 | 3.70% | 0 | | 3 | | 2 | | M,VP,SC | N/R | | |
| 18700 | TRELLEBORG | 12/12/1951 | Active | 15 | 0 | 0 | 0 | 0.00% | 0 | | 11 | | | | M,VP,SC | 24+ | | |
| 18701 | TYRINGE | 11/25/1969 | Active | 32 | 2 | 0 | 2 | 6.67% | 0 | | 5 | | | N | SC | N/R | | |



Club Health Assessment for District 101 S through February 2025

| | | | Status | Membership | | | | | | Reports | | | | | Finance | | LCIF |
|-------------|-------------------|--------------|---|-----------------------------|-------------------|---------------------|----------------|---|----------------------------|--|-------------------------------------|------------------------------------|------------------------|---|---------------------------------------|-----------------|-----------------------------------|
| Club Number | Club Name | Charter Date | | Current Member Count | YTD Members Added | YTD Members Dropped | YTD Net Growth | YTD Net Growth% | Member Count 12 Months Ago | Avg. length of service for dropped members | Months Since Last MMR *** | Yrs. Since Last Officer Report | President Rotation | Vice President Reported **** | Months Since Last Activity Report *** | Account Balance | Donations for current Fiscal Year |
| | | | Number of times on status quo within last two years | If below 15 members appears | | | | If net loss is greater than 20% appears | | | If no report in 3 months appears in | When more than one year appears in | Number of repeat terms | Notes the officers that do not have an active | If no report at 12 months red | | |
| 18747 | UPPVIDINGE | 01/16/1968 | Active | 17 | 0 | 0 | 0 | 0.00% | 0 | | 8 | | 2 | N | M,SC | N/R | |
| 18702 | VALLÅKRA RYDEBÄCK | 02/03/1969 | Active(1) | 18 | 0 | 0 | 0 | 0.00% | 0 | | 1 | | 6 | N | | 24+ | |
| 18749 | VÅSTERVIK | 04/07/1954 | Active | 40 | 4 | 2 | 2 | 5.26% | 0 | 20 | 0 | | | N | | N/R | |
| 29500 | VÄXJÖ DACKE | 06/19/1974 | Active | 20 | 2 | 1 | 1 | 5.26% | 0 | 11 | 1 | | 2 | R | SC | N/R | |
| 18703 | VELLINGE | 05/05/1969 | Active | 27 | 9 | 2 | 7 | 35.00% | 0 | 9 | 1 | | | | M,VP,SC | N/R | |
| 18751 | VETLANDA | 02/14/1951 | Active | 23 | 0 | 9 | -9 | -28.13% | 0 | 14 | 0 | | | N | | 24+ | |
| 18752 | VIMMERBY | 05/25/1954 | Active | 18 | 1 | 2 | -1 | -5.26% | 0 | 6 | 1 | | | N | | 24+ | |
| 54288 | VIMMERBY LINNEA | 03/30/1993 | Active | 18 | 1 | 1 | 0 | 0.00% | 0 | 27 | 1 | | | N | SC | 24+ | |
| 37837 | VINSLÖV | 12/21/1979 | Active | 35 | 1 | 3 | -2 | -5.41% | 0 | 20 | 0 | | | N | | N/R | \$440.56 |
| 18753 | VIRSERUM | 05/08/1959 | Active | 29 | 1 | 1 | 0 | 0.00% | 0 | 2 | 3 | | 3 | N | | N/R | |
| 18704 | VITTSJÖ BJÄRNUM | 11/15/1967 | Active | 13 | 0 | 2 | -2 | -13.33% | 0 | 36 | 1 | | 3 | R | SC | N/R | |
| 46731 | WÄ | 12/22/1986 | Active | 16 | 0 | 0 | 0 | 0.00% | 0 | | 7 | | | | VP | N/R | |
| 18705 | YSTAD | 10/06/1952 | Active | 46 | 2 | 2 | 0 | 0.00% | 0 | 6 | 3 | | | N | SC | 24+ | \$6,608.31 |

Clubs Cancelled Previous Fiscal Year – Clubs Cancelled within last 12 months may be reinstated

| Club Number | Club Name | Charter Date | Current Status* | Cancellation Date |
|-------------|-----------|--------------|-----------------|-------------------|
| 18652 | ESLÖV | 11/22/1954 | Cancelled(6*) | 01/29/2024 |

| Current Total Clubs Count | YTD New Clubs Count | YTD Cancelled Clubs Count | YTD Net Club Gain | Current Total Members Count | YTD Add | YTD Drop | YTD Net Growth | YTD Net Growth % | Member Count 12 Months Ago | Average Member Count Per Club | % of Clubs with less than 20 members | % No MMR in 3 Months | % No Officer Report in 12 Months | % of Clubs with balance 90+ days | Number of Clubs in Status Quo | % Status Quo Clubs in Financial Suspension | Number of Cancelled Clubs | Average Cancelled Club Age | Members Lost Due to Cancellation | % of Clubs Cancelled for Non-Financial Reasons |
|---------------------------|---------------------|---------------------------|-------------------|-----------------------------|---------|----------|----------------|------------------|----------------------------|-------------------------------|--------------------------------------|----------------------|----------------------------------|----------------------------------|-------------------------------|--|---------------------------|----------------------------|----------------------------------|--|
| 83 | 0 | 0 | 0 | 2,169 | 149 | 142 | 7 | 0.32% | 0 | 26 | 31% | 36% | 0% | 0% | 0 | 0% | 0 | 0 | 0 | 0% |

* - P - Priority Club. Cancellation Reasons: 1-Objectives/conduct, 2-Non-active club, 5-Non-existing club, 6-Disbanding, 7-Merger, 8-Financial Suspension, 9-District/Multiple District Dues.

** - Abbreviation: P-President, S-Secretary, T-Treasurer, M-Member Chairperson, VP-First Vice President, MC-Communications Chairperson, SC-Service Chairperson

*** - Abbreviation: N/R - Never reported using the Lions Clubs website, N/A - Not applicable, No password registered for the Lions Clubs website.

**** - Abbreviation: N - New, IP - Immediate Past, R - Repeat.



Club Health Assessment for District 101 V through February 2025

| | | | Status | Membership | | | | | | | Reports | | | | | Finance | | LCIF |
|------------------------------------|---------------------|--------------|---|-----------------------------|-------------------|---------------------|----------------|---|----------------------------|--|-------------------------------------|------------------------------------|------------------------|---|--|-----------------|-----------------------------------|------|
| Club Number | Club Name | Charter Date | | Current Member Count | YTD Members Added | YTD Members Dropped | YTD Net Growth | YTD Net Growth% | Member Count 12 Months Ago | Avg. length of service for dropped members | Months Since Last MMR *** | Yrs. Since Last Officer Report | President Rotation | Vice President Reported **** | Months Since Last Activity Report *** | Account Balance | Donations for current Fiscal Year | |
| | | | Number of times on status quo within last two years | If below 15 members appears | | | | If net loss is greater than 20% appears | | | If no report in 3 months appears in | When more than one year appears in | Number of repeat terms | Notes the officers that do not have an active | If no report at 12 months appears in red | | | |
| Clubs more than two years old | | | | | | | | | | | | | | | | | | |
| 18795 | ALINGSÅS | 03/28/1956 | Active | 31 | 1 | 1 | 0 | 0.00% | 0 | 3 | 6 | | | N | M,SC | N/R | \$130.61 | |
| Exc Award (06/30/2018, 06/30/2023) | | | | | | | | | | | | | | | | | | |
| 18796 | AMNEHÄRAD | 01/16/1963 | Active | 18 | 1 | 1 | 0 | 0.00% | 0 | 6 | 3 | | | N | SC | N/R | | |
| 41191 | BANKERYD | 04/30/1982 | Active | 36 | 3 | 2 | 1 | 2.86% | 0 | 2 | 4 | | | N | M,SC | 2 | | |
| 18797 | BJÄRKE | 04/06/1964 | Active | 25 | 0 | 0 | 0 | 0.00% | 0 | | 4 | | | N | | 24+ | | |
| 18798 | BORÅS | 05/26/1955 | Active | 10 | 0 | 2 | -2 | -16.67% | 0 | 14 | 1 | | None | R | P,T | 24+ | | |
| 18758 | BRÅLANDA | 02/09/1955 | Active | 56 | 2 | 0 | 2 | 3.70% | 0 | | 0 | | | N | M,SC | N/R | | |
| Exc Award (06/30/2023) | | | | | | | | | | | | | | | | | | |
| 18650 | ELDSBERGA | 11/27/1969 | Active | 6 | 0 | 4 | -4 | -40.00% | 0 | 24 | 2 | | 2 | | VP | N/R | | |
| 18653 | FALKENBERG | 01/20/1954 | Active | 25 | 2 | 2 | 0 | 0.00% | 0 | 16 | 1 | | 2 | N | S,M,SC | N/R | | |
| 18800 | FALKÖPING | 11/26/1952 | Active | 14 | 0 | 0 | 0 | 0.00% | 0 | | 11 | | 3 | | VP,SC | 24+ | | |
| 84793 | FALKÖPING ÄLLA | 02/01/2005 | Active | 20 | 1 | 1 | 0 | 0.00% | 0 | 11 | 1 | | | N | M,SC | 24+ | | |
| 18762 | FÄRGELANDA | 11/15/1961 | Active | 22 | 2 | 0 | 2 | 10.00% | 0 | | 1 | | | N | M,SC | N/R | | |
| Exc Award (06/30/2023) | | | | | | | | | | | | | | | | | | |
| 18801 | FLOBY | 05/06/1958 | Active | 16 | 0 | 0 | 0 | 0.00% | 0 | | 8 | | | N | M,SC | 24+ | | |
| 41836 | FRISTAD | 09/08/1982 | Active | 25 | 0 | 1 | -1 | -3.85% | 0 | 11 | 6 | | | N | S,M,SC | 9 | | |
| Exc Award (06/30/2024) | | | | | | | | | | | | | | | | | | |
| 18711 | GISLAVED ANDERSTORP | 03/04/1959 | Active | 52 | 3 | 3 | 0 | 0.00% | 0 | 36 | 1 | | | N | M,SC | 24+ | | |
| 18715 | GNOSJÖ | 06/16/1961 | Active | 32 | 0 | 0 | 0 | 0.00% | 0 | | 5 | | | N | M,VP,SC | N/R | | |
| 55067 | GÖTEBORG TUVE SÄVE | 11/23/1993 | Active | 35 | 0 | 1 | -1 | -2.78% | 0 | 8 | 3 | | | N | | N/R | | |
| 18804 | GÖTENE | 11/22/1955 | Active | 23 | 0 | 1 | -1 | -4.17% | 0 | 47 | 5 | | | N | SC | 24+ | | |
| 18766 | GOTHENBURG | 05/02/1956 | Active | 20 | 1 | 1 | 0 | 0.00% | 0 | 40 | 0 | | | N | M,SC | 24+ | | |
| | GATHENHIELM | | | | | | | | | | | | | | | | | |
| 18717 | HABO | 10/30/1958 | Active | 32 | 0 | 1 | -1 | -3.03% | 0 | 28 | 5 | | | | VP | N/R | | |
| Exc Award (06/30/2017) | | | | | | | | | | | | | | | | | | |
| 18655 | HALMSTAD | 11/23/1948 | Active(1) | 9 | 1 | 0 | 1 | 12.50% | 0 | | 1 | | | | S,M,VP,SC | N/R | | |
| | | | | | | | | | | | | | | | | | | |



Club Health Assessment for District 101 V through February 2025

| | | | Status | Membership | | | | | | | Reports | | | | | Finance | LCIF | | |
|-------------|------------------------------------|--------------|---|-----------------------------|-------------------|---------------------|----------------|---|----------------------------|--|-------------------------------------|------------------------------------|------------------------|------------------------------|---|--|-----------------------------------|----------|--|
| Club Number | Club Name | Charter Date | | Current Member Count | YTD Members Added | YTD Members Dropped | YTD Net Growth | YTD Net Growth% | Member Count 12 Months Ago | Avg. length of service for dropped members | Months Since Last MMR *** | Yrs. Since Last Officer Report | President Rotation | Vice President Reported **** | Months Since Last Activity Report *** | Account Balance | Donations for current Fiscal Year | | |
| | | | Number of times on status quo within last two years | If below 15 members appears | | | | If net loss is greater than 20% appears | | | If no report in 3 months appears in | When more than one year appears in | Number of repeat terms | | Notes the officers that do not have an active | If no report at 12 months appears in red | | | |
| 18657 | HARPLINGE | 02/12/1971 | Active | 18 | 3 | 5 | -2 | -10.00% | 0 | 9 | 1 | | | N | | N/R | | | |
| 18806 | HERRLJUNGA | 06/21/1966 | Active | 30 | 1 | 4 | -3 | -9.09% | 0 | 24 | 1 | | | N | M,SC | 24+ | | | |
| | Exc Award (06/30/2018, 06/30/2024) | | | | | | | | | | | | | | | | | | |
| 18802 | HINDÅS | 02/01/1957 | Active | 26 | 0 | 1 | -1 | -3.70% | 0 | 38 | 0 | | 2 | R | SC | 24+ | | | |
| | Exc Award (06/30/2019) | | | | | | | | | | | | | | | | | | |
| 18808 | HJO | 05/27/1964 | Active | 32 | 0 | 9 | -9 | -21.95% | 0 | 8 | 2 | | 3 | N | SC | 24+ | | | |
| 18807 | HORRED | 04/03/1968 | Active | 12 | 1 | 3 | -2 | -14.29% | 0 | 24 | 0 | | | N | SC | 24+ | | | |
| 18803 | HOVA | 04/28/1966 | Active | 2 | 0 | 0 | 0 | 0.00% | 0 | | 6 | | 17 | | P,M,VP,SC | N/R | | | |
| 18713 | HUSKVARNA | 03/09/1959 | Active | 15 | 1 | 0 | 1 | 7.14% | 0 | | 7 | | | N | SC | 24+ | | \$453.02 | |
| 18662 | HYLTEBRUK | 05/11/1960 | Active | 15 | 2 | 3 | -1 | -6.25% | 0 | 12 | 1 | | | | M,VP,SC | N/R | | \$439.23 | |
| 18809 | JÄRPÅS | 02/05/1968 | Active | 17 | 0 | 2 | -2 | -10.53% | 0 | 2 | 0 | | | N | | 24+ | | \$453.02 | |
| 18810 | KARLSBORG | 04/04/1956 | Active | 20 | 0 | 0 | 0 | 0.00% | 0 | | 9 | | 5 | | VP,SC | 24+ | | \$927.61 | |
| 18811 | KINNA-SKENE | 01/18/1955 | Active | 14 | 1 | 0 | 1 | 7.69% | 0 | | 1 | | | N | SC | N/R | | | |
| 18812 | KVÄNUM | 01/12/1956 | Active | 19 | 0 | 1 | -1 | -5.00% | 0 | 40 | 5 | | | N | M,SC | 24+ | | | |
| 18668 | LAHOLM | 04/05/1951 | Active | 34 | 0 | 0 | 0 | 0.00% | 0 | | 8 | | | | S,T,M,VP,SC | N/R | | | |
| 18775 | LILLA EDET | 03/18/1958 | Active | 19 | 1 | 1 | 0 | 0.00% | 0 | 45 | 4 | | | R | M,SC | N/R | | | |
| 18814 | LYRESTAD HASSLERÖR | 02/06/1970 | Active | 19 | 0 | 0 | 0 | 0.00% | 0 | | 0 | | | N | M,VP,SC | 24+ | | | |
| 18815 | MARIESTAD | 02/26/1954 | Active | 43 | 0 | 0 | 0 | 0.00% | 0 | | 7 | | | | M,VP,SC | 24+ | | | |
| 18779 | MELLERUD | 01/15/1955 | Active | 10 | 0 | 1 | -1 | -9.09% | 0 | 41 | 4 | | 6 | R | M,SC | 24+ | | | |
| 18780 | MÖLNDAL | 12/04/1956 | Active | 30 | 0 | 0 | 0 | 0.00% | 0 | | 3 | | 10 | | M,VP,SC | 12 | | | |
| 18761 | MUNKEDAL | 02/26/1959 | Active | 13 | 3 | 1 | 2 | 18.18% | 0 | 1 | 0 | | 3 | | VP,SC | 14 | | \$90.37 | |
| 18818 | NOSSEBRO | 11/24/1958 | Active | 30 | 0 | 0 | 0 | 0.00% | 0 | | 5 | | | N | | 24+ | | | |
| 18782 | ORUST | 10/10/1970 | Active | 17 | 0 | 0 | 0 | 0.00% | 0 | | 6 | | | N | | 11 | | \$463.81 | |
| 18681 | OSKARSTRÖM | 05/16/1956 | Active | 9 | 0 | 0 | 0 | 0.00% | 0 | | 1 | | | IP | SC | 24+ | | \$271.81 | |
| 18783 | PARTILLE | 04/24/1957 | Active | 41 | 2 | 2 | 0 | 0.00% | 0 | 6 | 1 | | | N | SC | 24+ | | | |



Club Health Assessment for District 101 V through February 2025

| | | | Status | Membership | | | | | | | Reports | | | | | Finance | | LCIF |
|------------------------|------------------|--------------|---|-----------------------------|-------------------|---------------------|----------------|---|----------------------------|--|-------------------------------------|------------------------------------|------------------------|---|--|-----------------|-----------------------------------|------|
| Club Number | Club Name | Charter Date | | Current Member Count | YTD Members Added | YTD Members Dropped | YTD Net Growth | YTD Net Growth% | Member Count 12 Months Ago | Avg. length of service for dropped members | Months Since Last MMR *** | Yrs. Since Last Officer Report | President Rotation | Vice President Reported **** | Months Since Last Activity Report *** | Account Balance | Donations for current Fiscal Year | |
| | | | Number of times on status quo within last two years | If below 15 members appears | | | | If net loss is greater than 20% appears | | | If no report in 3 months appears in | When more than one year appears in | Number of repeat terms | Notes the officers that do not have an active | If no report at 12 months appears in red | | | |
| 48926 | REFTELE BREDARYD | 10/06/1988 | Active | 42 | 0 | 0 | 0 | 0.00% | 0 | | 9 | | | S,T,M,VP,SC | 24+ | | | |
| 33438 | SÅTILA-HYSSNA | 03/14/1977 | Active | 11 | 0 | 1 | -1 | -8.33% | 0 | 19 | 6 | | | M,VP,SC | N/R | | | |
| 18685 | SIMLÅNGSDALEN | 06/01/1964 | Active | 16 | 0 | 1 | -1 | -5.88% | 0 | 28 | 2 | | 5 | R | SC | N/R | | |
| 18820 | SKARA | 11/16/1954 | Active | 20 | 0 | 3 | -3 | -13.04% | 0 | 25 | 5 | | 6 | R | SC | 24+ | | |
| 58441 | SKARA LISA | 06/26/1996 | Active | 19 | 1 | 0 | 1 | 5.56% | 0 | | 2 | | 2 | N | SC | 24+ | | |
| 18821 | SKÖVDE | 03/28/1952 | Active | 12 | 0 | 1 | -1 | -7.69% | 0 | 42 | 1 | | 5 | | M,VP,SC | N/R | | |
| 18822 | SKULTORP | 01/25/1966 | Active | 21 | 0 | 0 | 0 | 0.00% | 0 | | 4 | | | VP | N/R | | | |
| 18741 | SMÅLANDSSTENAR | 03/27/1961 | Active | 25 | 0 | 0 | 0 | 0.00% | 0 | | 4 | | | N | SC | 8 | | |
| 18691 | SÖNDRUM-TYLÖSAND | 03/21/1963 | Active | 17 | 1 | 1 | 0 | 0.00% | 0 | 13 | 1 | | 2 | N | M,SC | N/R | | |
| 18771 | SOTENÄS | 10/08/1954 | Active | 30 | 4 | 7 | -3 | -9.09% | 0 | 9 | 1 | | 5 | R | M,SC | 24+ | \$903.61 | |
| 18787 | STENUNGSUND | 02/25/1959 | Active | 22 | 2 | 0 | 2 | 10.00% | 0 | | 0 | | | N | M,SC | 24+ | | |
| 18693 | SUSEDALLEN | 06/12/1973 | Active | 41 | 3 | 1 | 2 | 5.13% | 0 | 4 | 2 | | | N | | 24+ | | |
| 40436 | SVANSJÖ | 10/21/1981 | Active | 15 | 2 | 9 | -7 | -31.82% | 0 | 11 | 2 | | | N | | 24+ | \$351.81 | |
| 18824 | SVENLJUNGA | 09/08/1965 | Active | 31 | 1 | 2 | -1 | -3.13% | 0 | 17 | 2 | | | N | SC | N/R | | |
| 18827 | TIBRO | 03/30/1955 | Active | 27 | 1 | 1 | 0 | 0.00% | 0 | 9 | 3 | | | N | M,SC | N/R | | |
| 18825 | TIDAHOLM | 11/20/1956 | Active | 45 | 2 | 2 | 0 | 0.00% | 0 | 7 | 0 | | | N | | 1 | \$437.17 | |
| Exc Award (06/30/2023) | | | | | | | | | | | | | | | | | | |
| 18789 | TJÖRN | 04/17/1970 | Active | 23 | 5 | 2 | 3 | 15.00% | 0 | 7 | 0 | | 2 | R | | 24+ | \$3,224.77 | |
| 38071 | TORUP | 02/06/1980 | Active | 17 | 0 | 0 | 0 | 0.00% | 0 | | 9 | | | N | M,SC | N/R | | |
| 18829 | TRANEMO | 02/19/1963 | Active | 21 | 2 | 0 | 2 | 10.53% | 0 | | 6 | | | R | M | 2 | \$50.00 | |
| 18791 | UDDEVALLA | 12/16/1952 | Active | 10 | 2 | 0 | 2 | 25.00% | 0 | | 3 | | | | VP,SC | 2 | \$463.81 | |
| 18830 | ULRICEHAMN | 01/12/1954 | Active | 33 | 2 | 1 | 1 | 3.13% | 0 | 42 | 1 | | | N | SC | N/R | | |
| 18792 | VÄNERSBORG | 01/14/1954 | Active | 25 | 3 | 2 | 1 | 4.17% | 0 | 6 | 3 | | 3 | R | M,SC | 24+ | \$100.00 | |
| 18831 | VARA | 03/15/1966 | Active | 24 | 4 | 1 | 3 | 14.29% | 0 | 0 | 1 | | | N | M,SC | N/R | | |
| 18793 | VARBERG | 01/15/1954 | Active | 17 | 0 | 1 | -1 | -5.56% | 0 | 54 | 3 | | | | VP | N/R | | |



Club Health Assessment for District 101 V through February 2025

| | | | Status | Membership | | | | | | | Reports | | | | | Finance | LCIF |
|-------------|-----------|--------------|---|-----------------------------|-------------------|---------------------|----------------|---|----------------------------|--|-------------------------------------|------------------------------------|------------------------|---|--|-----------------|-----------------------------------|
| Club Number | Club Name | Charter Date | | Current Member Count | YTD Members Added | YTD Members Dropped | YTD Net Growth | YTD Net Growth% | Member Count 12 Months Ago | Avg. length of service for dropped members | Months Since Last MMR *** | Yrs. Since Last Officer Report | President Rotation | Vice President Reported **** | Months Since Last Activity Report *** | Account Balance | Donations for current Fiscal Year |
| | | | Number of times on status quo within last two years | If below 15 members appears | | | | If net loss is greater than 20% appears | | | If no report in 3 months appears in | When more than one year appears in | Number of repeat terms | Notes the officers that do not have an active | If no report at 12 months appears in red | | |
| 18832 | VÄRGÅRDA | 11/23/1965 | Active | 31 | 2 | 0 | 2 | 6.90% | 0 | | 1 | | | N | SC | N/R | |
| 18748 | VÄRNAMO | 11/06/1953 | Active | 38 | 1 | 1 | 0 | 0.00% | 0 | 28 | 1 | | | N | SC | N/R | |
| 18833 | VEDUM | 02/27/1963 | Active | 19 | 0 | 0 | 0 | 0.00% | 0 | | 4 | | | N | M,SC | N/R | \$48.71 |

Clubs Cancelled Previous Fiscal Year – Clubs Cancelled within last 12 months may be reinstated

| Club Number | Club Name | Charter Date | Current Status* | Cancellation Date |
|-------------|-----------------------|--------------|-----------------|-------------------|
| 18776 | LINDOME | 06/08/1967 | Cancelled(6*) | 04/29/2024 |
| 18740 | SKILLINGARYD VAGGERYD | 10/23/1952 | Cancelled(6*) | 06/29/2024 |

| Current Total Clubs Count | YTD New Clubs Count | YTD Cancelled Clubs Count | YTD Net Club Gain | Current Total Members Count | YTD Add | YTD Drop | YTD Net Growth | YTD Net Growth % | Member Count 12 Months Ago | Average Member Count Per Club | % of Clubs with less than 20 members | % No MMR in 3 Months | % No Officer Report in 12 Months | % of Clubs with balance 90+ days | Number of Clubs in Status Quo | % Status Quo Clubs in Financial Suspension | Number of Cancelled Clubs | Average Cancelled Club Age | Members Lost Due to Cancellation | % of Clubs Cancelled for Non-Financial Reasons |
|---------------------------|---------------------|---------------------------|-------------------|-----------------------------|---------|----------|----------------|------------------|----------------------------|-------------------------------|--------------------------------------|----------------------|----------------------------------|----------------------------------|-------------------------------|--|---------------------------|----------------------------|----------------------------------|--|
| 70 | 0 | 0 | 0 | 1,644 | 70 | 91 | -21 | -1.26% | 0 | 23 | 43% | 49% | 0% | 0% | 0 | 0% | 0 | 0 | 0 | 0% |

* - P - Priority Club. Cancellation Reasons: 1-Objectives/conduct, 2-Non-active club, 5-Non-existing club, 6-Disbanding, 7-Merger, 8-Financial Suspension, 9-District/Multiple District Dues.

** - Abbreviation: P-President, S-Secretary, T-Treasurer, M-Member Chairperson, VP-First Vice President, MC-Communications Chairperson, SC-Service Chairperson

*** - Abbreviation: N/R - Never reported using the Lions Clubs website, N/A - Not applicable, No password registered for the Lions Clubs website.

**** - Abbreviation: N - New, IP - Immediate Past, R - Repeat.



Club Health Assessment for District 104 A through February 2025

| | | | Status | Membership | | | | | | | Reports | | | | | Finance | LCIF |
|-------------------------------|-------------------|--------------|---|-----------------------------|-------------------|---------------------|----------------|---|----------------------------|--|-------------------------------------|------------------------------------|------------------------|---|--|-----------------|-----------------------------------|
| Club Number | Club Name | Charter Date | | Current Member Count | YTD Members Added | YTD Members Dropped | YTD Net Growth | YTD Net Growth% | Member Count 12 Months Ago | Avg. length of service for dropped members | Months Since Last MMR *** | Yrs. Since Last Officer Report | President Rotation | Vice President Reported **** | Months Since Last Activity Report *** | Account Balance | Donations for current Fiscal Year |
| | | | Number of times on status quo within last two years | If below 15 members appears | | | | If net loss is greater than 20% appears | | | If no report in 3 months appears in | When more than one year appears in | Number of repeat terms | Notes the officers that do not have an active | If no report at 12 months appears in red | | |
| Clubs more than two years old | | | | | | | | | | | | | | | | | |
| 30111 | BALLANGEN | 01/06/1975 | Active | 21 | 1 | 0 | 1 | 5.00% | 0 | | 1 | | 3 | N | M | 0 | \$1,560.73 |
| 35780 | BALSFJORD | 06/07/1978 | Active | 24 | 4 | 0 | 4 | 20.00% | 0 | | 0 | | 2 | R | M,SC | 0 | 90+ Days |
| 42676 | BARDU | 05/12/1983 | Active | 20 | 1 | 3 | -2 | -9.09% | 0 | 17 | 0 | | 2 | R | SC | 5 | \$468.22 |
| 28194 | BODØ BODIN | 03/20/1974 | Active | 18 | 0 | 1 | -1 | -5.26% | 0 | 45 | 1 | | 3 | N | M,SC | 12 | |
| 88003 | DYRØY | 05/06/2005 | Active | 18 | 1 | 0 | 1 | 5.88% | 0 | | 5 | | | N | SC | 7 | \$624.29 |
| 19482 | EVENES | 02/10/1972 | Active | 22 | 2 | 1 | 1 | 4.76% | 0 | 15 | 0 | | 2 | R | M,SC | N/A | |
| 19483 | FAUSKE | 02/16/1959 | Active | 14 | 0 | 2 | -2 | -12.50% | 0 | 16 | 0 | | 2 | R | M,SC | 1 | |
| 19484 | FINNSNES | 12/05/1961 | Active | 39 | 1 | 3 | -2 | -4.88% | 0 | 6 | 0 | | | N | M,SC | 0 | \$312.39 |
| 19501 | FLAKSTAD-MOSKENES | 10/02/1966 | Active | 15 | 0 | 0 | 0 | 0.00% | 0 | | 1 | | 2 | N | T,M | 0 | \$312.39 |
| 19485 | GILDESKÅL | 03/17/1965 | Active | 10 | 0 | 0 | 0 | 0.00% | 0 | | 6 | | 4 | R | T,M,SC | 11 | \$2,000.00 |
| 19487 | HAMMERFEST | 09/26/1961 | Active | 14 | 0 | 0 | 0 | 0.00% | 0 | | 5 | | 14 | R | M,SC | 12 | \$468.22 |
| 38323 | HASVIK | 04/14/1980 | Active | 10 | 2 | 1 | 1 | 11.11% | 0 | 3 | 0 | | 5 | N | M,SC | 11 | |
| 19489 | HEMNESBERGET | 01/04/1964 | Active | 18 | 0 | 0 | 0 | 0.00% | 0 | | 7 | | | R | M,SC | 24+ | |
| 39889 | INDERØY | 05/05/1981 | Active | 22 | 0 | 0 | 0 | 0.00% | 0 | | 7 | | | | M,VP,SC | N/A | |
| 19493 | KIRKENES | 03/03/1965 | Active | 18 | 0 | 0 | 0 | 0.00% | 0 | | 7 | | 4 | R | M,SC | 24+ | \$2,591.28 |
| 19495 | KJØPSVIK | 04/05/1965 | Active | 8 | 0 | 1 | -1 | -11.11% | 0 | 33 | 2 | | 11 | | T,M,VP,SC | 4 | |
| 19532 | LEVANGER | 10/11/1960 | Active | 27 | 2 | 2 | 0 | 0.00% | 0 | 12 | 1 | | 4 | R | M,SC | 21 | |
| 48477 | LEVANGER/SKEYNA | 04/25/1988 | Active | 28 | 1 | 2 | -1 | -3.45% | 0 | 20 | 3 | | | R | M,SC | 10 | \$1,000.21 |
| 19497 | LØDINGEN | 10/12/1967 | Active | 26 | 1 | 1 | 0 | 0.00% | 0 | 27 | 2 | | | N | M,SC | 10 | \$156.07 |
| 19498 | LOFOTEN | 02/11/1960 | Active | 34 | 1 | 1 | 0 | 0.00% | 0 | 5 | 1 | | 3 | N | S,M,SC | 22 | |
| 19536 | MALM | 02/25/1971 | Active | 27 | 1 | 1 | 0 | 0.00% | 0 | 4 | 0 | | 2 | | VP,SC | 0 | |
| 19499 | MÅLSELV | 03/06/1962 | Active | 14 | 0 | 1 | -1 | -6.67% | 0 | 5 | 2 | | 3 | N | M,SC | 5 | |
| Exc Award (06/30/2023) | | | | | | | | | | | | | | | | | |
| 33717 | MALVIK | 04/26/1977 | Active | 26 | 4 | 1 | 3 | 13.04% | 0 | 8 | 0 | | | N | M | 0 | \$1,171.68 |



Club Health Assessment for District 104 A through February 2025

| Club Number | Club Name | Charter Date | Status | Membership | | | | | | | Reports | | | | | Finance | LCIF |
|-------------|--------------------------|--------------|---|-----------------------------|-------------------|---------------------|----------------|---|----------------------------|--|-------------------------------------|------------------------------------|------------------------|---|---------------------------------------|-----------------|-----------------------------------|
| | | | | Current Member Count | YTD Members Added | YTD Members Dropped | YTD Net Growth | YTD Net Growth% | Member Count 12 Months Ago | Avg. length of service for dropped members | Months Since Last MMR *** | Yrs. Since Last Officer Report | President Rotation | Vice President Reported **** | Months Since Last Activity Report *** | Account Balance | Donations for current Fiscal Year |
| | | | Number of times on status quo within last two years | If below 15 members appears | | | | If net loss is greater than 20% appears | | | If no report in 3 months appears in | When more than one year appears in | Number of repeat terms | Notes the officers that do not have an active | If no report at 12 months red | | |
| 35071 | MELHUS | 02/21/1978 | Active | 16 | 1 | 3 | -2 | -11.11% | 0 | 34 | 6 | | | M,VP,SC | 24+ | | |
| 19500 | MO I RANA | 12/15/1957 | Active | 13 | 1 | 2 | -1 | -7.14% | 0 | 13 | 1 | | 2 | M,VP,SC | 3 | | \$2,560.74 |
| 63895 | MO I RANA/STELLA POLARIS | 01/02/2001 | Active | 12 | 2 | 0 | 2 | 20.00% | 0 | | 2 | | 2 | R | M,SC | 20 | \$312.15 |
| 19538 | NAMSOS | 07/04/1966 | Active | 28 | 0 | 0 | 0 | 0.00% | 0 | | 0 | | | M,VP,SC | 24+ | | |
| 19503 | NARVIK | 03/10/1961 | Active | 22 | 1 | 1 | 0 | 0.00% | 0 | 52 | 0 | | | M,VP,SC | 0 | | |
| 51464 | NARVIK/SVARTA BJØRN | 03/25/1991 | Active | 26 | 1 | 2 | -1 | -3.70% | 0 | 29 | 1 | | | R | M,SC | 0 | |
| 19490 | NORDKAPP | 11/22/1964 | Active(1) | 20 | 0 | 0 | 0 | 0.00% | 0 | | 7 | | | N | M,SC | N/R | |
| 64480 | OPPDAL/KJERRINGROKK | 06/14/2001 | Active | 31 | 2 | 4 | -2 | -6.06% | 0 | 4 | 1 | | 5 | N | SC | 0 | |
| 19542 | ORKDAL | 02/17/1965 | Cancelled(6*) | 0 | 0 | 10 | -10 | -100.00% | 0 | 15 | 5 | 1 | None | P,S,T,M,VP SC | 11 | 90+ Days | |
| 19506 | ØRNES | 03/18/1965 | Active | 18 | 0 | 0 | 0 | 0.00% | 0 | | 0 | | | N | M,SC | 22 | \$1,000.00 |
| 40023 | OVERHALLA | 06/11/1981 | Active | 10 | 0 | 0 | 0 | 0.00% | 0 | | 7 | 1 | None | P,S,T,M,VP SC | N/A | | |
| 28193 | PORSANGER | 03/25/1974 | Active | 24 | 0 | 4 | -4 | -14.29% | 0 | 13 | 0 | | None | R | P,M,SC | 20 | |
| 39632 | RENNEBU | 03/30/1981 | Active | 25 | 8 | 2 | 6 | 31.58% | 0 | 10 | 0 | | | IP | M,SC | 24+ | |
| 37247 | RISSA | 06/12/1979 | Cancelled(6*) | 0 | 0 | 0 | 0 | 0.00% | 0 | | 6 | 1 | None | P,S,T,M,VP SC | 24+ | | |
| 33230 | RØROS | 01/21/1977 | Active | 26 | 2 | 2 | 0 | 0.00% | 0 | 10 | 1 | | | R | M,SC | 10 | \$780.37 |
| 19507 | SALTDAL | 02/21/1961 | Active | 18 | 0 | 2 | -2 | -10.00% | 0 | 2 | 1 | | | N | M | 0 | |
| 41523 | SØRFOLD | 06/30/1982 | Active | 16 | 0 | 1 | -1 | -5.88% | 0 | 6 | 1 | | 2 | R | M,SC | 3 | |
| 33042 | SØRREISA | 11/30/1976 | Active | 34 | 7 | 5 | 2 | 6.25% | 0 | 16 | 1 | | | N | M,SC | 1 | |
| 121146 | Steinkjer | 01/16/2014 | Active | 15 | 1 | 2 | -1 | -6.25% | 0 | 11 | 0 | | 2 | | S,M,VP,SC | 24+ | |
| 19552 | STJØRDAL | 01/24/1967 | Active | 31 | 0 | 4 | -4 | -11.43% | 0 | 22 | 5 | | 2 | N | M,SC | 2 | \$858.40 |
| 63496 | STJØRDAL/VARNES | 08/02/2000 | Active | 15 | 0 | 7 | -7 | -31.82% | 0 | 17 | 1 | | 5 | R | T,SC | 8 | |
| 37072 | STØREN | 05/10/1979 | Active | 15 | 0 | 1 | -1 | -6.25% | 0 | 12 | 0 | | 3 | | M,VP,SC | 1 | |
| 30651 | TANA-NESSEBY | 04/29/1975 | Active | 24 | 1 | 7 | -6 | -20.00% | 0 | 12 | 0 | | | N | SC | 24+ | \$1,000.00 |
| 19553 | TRONDHEIM | 04/26/1954 | Active | 19 | 2 | 2 | 0 | 0.00% | 0 | 28 | 2 | | 2 | N | M,SC | 1 | \$156.19 |
| 118878 | TRONDHEIM STUDENT | 03/18/2013 | Active(1) | 3 | 0 | 0 | 0 | 0.00% | 0 | | 7 | 3 | None | P,S,T,M,VP SC | N/R | | |



Club Health Assessment for District 104 A through February 2025

| Club Number | Club Name | Charter Date | Status | Membership | | | | | | | Reports | | | | | Finance | LCIF |
|-------------|-------------------|--------------|---|-----------------------------|-------------------|---------------------|----------------|---|----------------------------|--|----------------------------------|------------------------------------|------------------------|---|--|-----------------|-----------------------------------|
| | | | | Current Member Count | YTD Members Added | YTD Members Dropped | YTD Net Growth | YTD Net Growth% | Member Count 12 Months Ago | Avg. length of service for dropped members | Months Since Last MMR *** | Yrs. Since Last Officer Report | President Rotation | Vice President Reported **** | Months Since Last Activity Report *** | Account Balance | Donations for current Fiscal Year |
| | | | Number of times on status quo within last two years | If below 15 members appears | | | | If net loss is greater than 20% appears | | | If no report in 3 months appears | When more than one year appears in | Number of repeat terms | Notes the officers that do not have an active | If no report at 12 months appears in red | | |
| 19554 | TRONDHEIM VEST | 02/01/1971 | Active | 15 | 2 | 1 | 1 | 7.14% | 0 | 5 | 0 | | | N | M,SC | 0 | \$468.22 |
| 19514 | VADSØ | 03/10/1965 | Active | 11 | 0 | 6 | -6 | -35.29% | 0 | 13 | 0 | | 4 | R | SC | N/R | \$312.15 |
| 19559 | VERDAL | 06/04/1968 | Active | 37 | 7 | 0 | 7 | 23.33% | 0 | | 0 | | | N | M,SC | 24+ | |
| 51508 | VERDAL/STIKLESTAD | 04/09/1991 | Active | 27 | 2 | 0 | 2 | 8.00% | 0 | | 0 | | | | M,VP | 12 | |

Clubs Cancelled Previous Fiscal Year – Clubs Cancelled within last 12 months may be reinstated

| Club Number | Club Name | Charter Date | Current Status* | Cancellation Date |
|-------------|-------------------|--------------|-----------------|-------------------|
| 19477 | ALTA | 01/21/1965 | Cancelled(6*) | 08/29/2023 |
| 19478 | ANDENES | 06/16/1967 | Cancelled(6*) | 09/29/2023 |
| 58905 | MALVIK/SAXEDATTER | 12/09/1996 | Cancelled(6*) | 12/29/2023 |
| 19502 | MOSJØEN | 10/09/1961 | Cancelled(8*) | 06/29/2024 |
| 19513 | TROMSØ | 06/08/1955 | Cancelled(6*) | 06/29/2024 |

| Current Total Clubs Count | YTD New Clubs Count | YTD Cancelled Clubs Count | YTD Net Club Gain | Current Total Members Count | YTD Add | YTD Drop | YTD Net Growth | YTD Net Growth % | Member Count 12 Months Ago | Average Member Count Per Club | % of Clubs with less than 20 members | % No MMR in 3 Months | % No Officer Report in 12 Months | % of Clubs with balance 90+ days | Number of Clubs in Status Quo | % Status Quo Clubs in Financial Suspension | Number of Cancelled Clubs | Average Cancelled Club Age | Members Lost Due to Cancellation | % of Clubs Cancelled for Non-Financial Reasons |
|---------------------------|---------------------|---------------------------|-------------------|-----------------------------|---------|----------|----------------|------------------|----------------------------|-------------------------------|--------------------------------------|----------------------|----------------------------------|----------------------------------|-------------------------------|--|---------------------------|----------------------------|----------------------------------|--|
| 50 | 0 | 2 | -2 | 1,024 | 62 | 89 | -27 | -2.57% | 0 | 20 | 50% | 24% | 4% | 2% | 0 | 0% | 2 | 189 | 10 | 50% |

* - P - Priority Club. Cancellation Reasons: 1-Objectives/conduct, 2-Non-active club, 5-Non-existing club, 6-Disbanding, 7-Merger, 8-Financial Suspension, 9-District/Multiple District Dues.

** - Abbreviation: P-President, S-Secretary, T-Treasurer, M-Member Chairperson, VP-First Vice President, MC-Communications Chairperson, SC-Service Chairperson

*** - Abbreviation: N/R - Never reported using the Lions Clubs website, N/A - Not applicable, No password registered for the Lions Clubs website.

**** - Abbreviation: N - New, IP - Immediate Past, R - Repeat.



Club Health Assessment for District 104 B through February 2025

| | | | Status | Membership | | | | | | | Reports | | | | | Finance | | LCIF |
|-------------------------------|-----------------------|--------------|---|-----------------------------|-------------------|---------------------|----------------|---|----------------------------|--|-------------------------------------|------------------------------------|------------------------|---|--|-----------------|-----------------------------------|------|
| Club Number | Club Name | Charter Date | | Current Member Count | YTD Members Added | YTD Members Dropped | YTD Net Growth | YTD Net Growth% | Member Count 12 Months Ago | Avg. length of service for dropped members | Months Since Last MMR *** | Yrs. Since Last Officer Report | President Rotation | Vice President Reported **** | Months Since Last Activity Report *** | Account Balance | Donations for current Fiscal Year | |
| | | | Number of times on status quo within last two years | If below 15 members appears | | | | If net loss is greater than 20% appears | | | If no report in 3 months appears in | When more than one year appears in | Number of repeat terms | Notes the officers that do not have an active | If no report at 12 months appears in red | | | |
| Clubs more than two years old | | | | | | | | | | | | | | | | | | |
| 19520 | ÅLESUND/BORGUND | 08/30/1963 | Active | 32 | 0 | 0 | 0 | 0.00% | 0 | | 3 | | 3 | R | M | 0 | \$1,748.02 | |
| 49152 | ÅLESUND/RUNDSKUE | 01/16/1989 | Active | 34 | 0 | 2 | -2 | -5.56% | 0 | 9 | 4 | | | N | M | 0 | | |
| 39708 | ÅLESUND/VEGSUND | 04/02/1981 | Active | 38 | 1 | 0 | 1 | 2.70% | 0 | | 0 | | | N | M,SC | 4 | \$1,920.37 | |
| 19648 | ÅRNES | 10/20/1966 | Active | 49 | 2 | 0 | 2 | 4.26% | 0 | | 0 | | | N | M,SC | 0 | | |
| 19519 | ÅSNES | 04/17/1973 | Active | 28 | 1 | 1 | 0 | 0.00% | 0 | 38 | 2 | | | N | M,SC | 1 | | |
| 19521 | BRUMUNDDAL | 09/28/1964 | Active | 15 | 0 | 1 | -1 | -6.25% | 0 | 51 | 3 | | | | M,VP | 0 | | |
| 19523 | EIDSKOG | 12/01/1969 | Active | 39 | 1 | 2 | -1 | -2.50% | 0 | 9 | 0 | | | N | M,SC | 20 | | |
| 19654 | EIDSVOLL | 04/24/1959 | Active | 41 | 4 | 2 | 2 | 5.13% | 0 | 5 | 0 | | | N | M,SC | 0 | | |
| 40317 | EIDSVOLL SØR | 08/28/1981 | Active | 28 | 1 | 1 | 0 | 0.00% | 0 | 9 | 0 | | | N | M,SC | 0 | | |
| 19524 | ELVERUM | 04/20/1965 | Active | 32 | 2 | 3 | -1 | -3.03% | 0 | 3 | 0 | | | N | SC | 2 | | |
| 32325 | ENGERDAL-RENDALEN | 05/28/1976 | Active | 10 | 0 | 3 | -3 | -23.08% | 0 | 11 | 2 | | 3 | N | M,SC | 2 | | |
| 33866 | FOLLDAL | 05/05/1977 | Active | 17 | 2 | 0 | 2 | 13.33% | 0 | | 0 | | 2 | R | M,SC | 0 | \$156.19 | |
| 45143 | FURNES | 06/18/1985 | Active | 29 | 3 | 4 | -1 | -3.33% | 0 | 15 | 0 | | 2 | N | M,SC | 0 | | |
| 34538 | GAUSDAL | 10/21/1977 | Active | 30 | 0 | 0 | 0 | 0.00% | 0 | | 7 | | | N | M,SC | 0 | | |
| 36990 | GJERDRUM | 04/26/1979 | Active | 27 | 1 | 1 | 0 | 0.00% | 0 | 17 | 5 | | | N | M,SC | 0 | \$1,560.73 | |
| 19526 | GJØVIK | 01/19/1952 | Active | 26 | 3 | 1 | 2 | 8.33% | 0 | 0 | 1 | | | N | M,SC | 5 | | |
| 19528 | GRUE | 11/02/1966 | Active | 30 | 3 | 1 | 2 | 7.14% | 0 | 37 | 0 | | | | T,M,VP,SC | 20 | | |
| 52786 | HARAM | 04/01/1992 | Active | 18 | 1 | 2 | -1 | -5.26% | 0 | 2 | 1 | | | N | T,SC | 0 | \$78.04 | |
| 133685 | Innlandet | 02/01/2018 | Active | 22 | 1 | 3 | -2 | -8.33% | 0 | 8 | 1 | | 2 | | M,VP,SC | 24+ | | |
| 19530 | JEVNAKER | 12/04/1969 | Active | 26 | 0 | 4 | -4 | -13.33% | 0 | 14 | 1 | | | N | SC | 0 | | |
| 19531 | KONGSVINGER | 09/18/1965 | Active | 23 | 1 | 0 | 1 | 4.55% | 0 | | 4 | | 2 | | M,VP,SC | 0 | \$1,702.55 | |
| 32101 | KRISTIANSUND | 04/26/1976 | Active | 9 | 0 | 0 | 0 | 0.00% | 0 | | 7 | | 8 | R | T,M,SC | 24+ | | |
| 78411 | KRISTIANSUND/KRINGSJÅ | 03/10/2004 | Active | 14 | 0 | 5 | -5 | -26.32% | 0 | 11 | 1 | | | | M,VP,SC | 9 | | |
| 19533 | LILLEHAMMER | 10/13/1956 | Active | 15 | 1 | 1 | 0 | 0.00% | 0 | 3 | 0 | | 3 | | M,VP | 0 | | |



Club Health Assessment for District 104 B through February 2025

| | | | Status | Membership | | | | | | | Reports | | | | | Finance | | LCIF |
|------------------------|------------------|--------------|---|-----------------------------|-------------------|---------------------|----------------|---|----------------------------|--|-------------------------------------|------------------------------------|------------------------|---|--|-----------------|-----------------------------------|------|
| Club Number | Club Name | Charter Date | | Current Member Count | YTD Members Added | YTD Members Dropped | YTD Net Growth | YTD Net Growth% | Member Count 12 Months Ago | Avg. length of service for dropped members | Months Since Last MMR *** | Yrs. Since Last Officer Report | President Rotation | Vice President Reported **** | Months Since Last Activity Report *** | Account Balance | Donations for current Fiscal Year | |
| | | | Number of times on status quo within last two years | If below 15 members appears | | | | If net loss is greater than 20% appears | | | If no report in 3 months appears in | When more than one year appears in | Number of repeat terms | Notes the officers that do not have an active | If no report at 12 months appears in red | | | |
| 30605 | LØTEN | 04/16/1975 | Active | 16 | 1 | 0 | 1 | 6.67% | 0 | | 0 | | | VP | 1 | | \$3,000.00 | |
| 19537 | MOLDE | 11/11/1970 | Active | 12 | 0 | 0 | 0 | 0.00% | 0 | | 7 | | 2 | M,VP,SC | 24+ | | | |
| 42299 | MOLDE/FANNEFJORD | 02/28/1983 | Active | 14 | 0 | 1 | -1 | -6.67% | 0 | 25 | 7 | | | M,VP,SC | 24+ | | | |
| 32229 | NANNESTAD | 05/18/1976 | Active | 33 | 2 | 0 | 2 | 6.45% | 0 | | 0 | | | N | M,SC | 0 | \$468.22 | |
| 50137 | NES HEDMARK | 01/31/1990 | Active | 12 | 1 | 7 | -6 | -33.33% | 0 | 8 | 0 | | 2 | M,VP,SC | 0 | | \$312.15 | |
| 40891 | NORD-AURDAL | 02/09/1982 | Active | 34 | 0 | 2 | -2 | -5.56% | 0 | 26 | 0 | | | N | M,SC | 0 | | |
| 19584 | NORDFJORDEID | 09/22/1970 | Active | 19 | 0 | 1 | -1 | -5.00% | 0 | 45 | 4 | | | M,VP,SC | 0 | | \$780.96 | |
| 19525 | NORD-FRON | 01/06/1971 | Active | 27 | 0 | 3 | -3 | -10.00% | 0 | 7 | 0 | | 2 | R | M,SC | 1 | | |
| 19539 | NORDRE LAND | 03/14/1972 | Active | 11 | 0 | 1 | -1 | -8.33% | 0 | 40 | 2 | | | M,VP | 1 | | | |
| 19540 | ODAL | 05/02/1968 | Active | 39 | 1 | 4 | -3 | -7.14% | 0 | 31 | 1 | | 2 | N | M,SC | 14 | \$1,610.73 | |
| 38658 | ØRSTA | 06/24/1980 | Active | 16 | 1 | 3 | -2 | -11.11% | 0 | 13 | 0 | | | M,VP,SC | 0 | | | |
| 19544 | ØSTRE TOTEN | 05/05/1972 | Active | 24 | 4 | 1 | 3 | 14.29% | 0 | 7 | 2 | | | N | SC | 1 | \$468.58 | |
| 19545 | ØYER-TRETEN | 05/25/1973 | Active | 21 | 0 | 0 | 0 | 0.00% | 0 | | 7 | | 3 | R | M | 0 | | |
| 19546 | RENA | 04/06/1970 | Active | 25 | 1 | 0 | 1 | 4.17% | 0 | | 6 | | | M,VP,SC | 1 | | | |
| 33559 | RINGEBU-FÅVANG | 03/22/1977 | Active | 32 | 2 | 0 | 2 | 6.67% | 0 | | 0 | | | N | M,SC | 0 | | |
| 19547 | RINGSAKER | 02/11/1966 | Active | 44 | 3 | 1 | 2 | 4.76% | 0 | 2 | 0 | | | N | SC | 0 | | |
| 43639 | RINGSAKER NORD | 03/06/1984 | Active | 13 | 1 | 0 | 1 | 8.33% | 0 | | 0 | | | R | T,M | 0 | | |
| 33964 | ROMEDAL | 05/27/1977 | Active | 29 | 0 | 0 | 0 | 0.00% | 0 | | 6 | | | N | SC | 0 | | |
| 42300 | SKODJE | 02/14/1983 | Active | 30 | 2 | 2 | 0 | 0.00% | 0 | 31 | 0 | | 2 | N | M,SC | 0 | | |
| 37742 | SØR-FRON | 11/30/1979 | Active | 18 | 4 | 2 | 2 | 12.50% | 0 | 34 | 0 | | 3 | R | M,SC | 2 | | |
| 19549 | STANGE | 12/10/1969 | Active | 22 | 2 | 2 | 0 | 0.00% | 0 | 29 | 0 | | | M,VP,SC | 2 | | | |
| 19550 | STOR-ELVDAL | 04/28/1970 | Active | 30 | 0 | 0 | 0 | 0.00% | 0 | | 7 | | | N | M,SC | 3 | | |
| 46056 | STORHAMAR | 04/22/1986 | Active | 25 | 1 | 1 | 0 | 0.00% | 0 | 10 | 4 | | 2 | R | M,SC | 0 | | |
| Exc Award (06/30/2024) | | | | | | | | | | | | | | | | | | |
| 38659 | STRANDA | 06/18/1980 | Active | 28 | 5 | 0 | 5 | 21.74% | 0 | | 0 | | | R | M,SC | 15 | | |



Club Health Assessment for District 104 B through February 2025

| Club Number | Club Name | Charter Date | Status | Membership | | | | | | | Reports | | | | | Finance | LCIF |
|-------------|-------------------|--------------|---|-----------------------------|-------------------|---------------------|----------------|---|----------------------------|--|----------------------------------|------------------------------------|------------------------|---|--|-----------------|-----------------------------------|
| | | | | Current Member Count | YTD Members Added | YTD Members Dropped | YTD Net Growth | YTD Net Growth% | Member Count 12 Months Ago | Avg. length of service for dropped members | Months Since Last MMR *** | Yrs. Since Last Officer Report | President Rotation | Vice President Reported **** | Months Since Last Activity Report *** | Account Balance | Donations for current Fiscal Year |
| | | | Number of times on status quo within last two years | If below 15 members appears | | | | If net loss is greater than 20% appears | | | If no report in 3 months appears | When more than one year appears in | Number of repeat terms | Notes the officers that do not have an active | If no report at 12 months appears in red | | |
| 88633 | STRANDA/EMBLA | 06/14/2005 | Active | 23 | 5 | 0 | 5 | 27.78% | 0 | | 0 | | | N | M,SC | 0 | |
| 19599 | STRYN | 04/18/1966 | Active | 30 | 0 | 2 | -2 | -6.25% | 0 | 25 | 0 | | | N | M,SC | 1 | \$780.37 |
| 29507 | SULA | 06/07/1974 | Active | 16 | 1 | 2 | -1 | -5.88% | 0 | 13 | 0 | | 2 | | M,VP,SC | N/A | |
| 41524 | SYKKYLVEN | 06/22/1982 | Active | 48 | 5 | 1 | 4 | 9.09% | 0 | 1 | 0 | | 2 | N | SC | 5 | \$140.00 |
| 61871 | SYKKYLVEN/SIGTUNA | 05/03/1999 | Active | 34 | 11 | 1 | 10 | 41.67% | 0 | 26 | 0 | | 2 | R | M,SC | 3 | \$624.29 |
| 64828 | TOTN | 12/05/2001 | Active | 19 | 0 | 0 | 0 | 0.00% | 0 | | 2 | | | N | SC | 0 | |
| 29224 | TYNSET | 04/30/1974 | Active | 24 | 3 | 0 | 3 | 14.29% | 0 | | 3 | | 2 | N | M,SC | 0 | |
| 19696 | ULLENSAKER | 11/22/1968 | Active | 27 | 1 | 0 | 1 | 3.85% | 0 | | 0 | | | | VP,SC | 0 | \$780.37 |
| 41530 | ULLENSAKER/KLØFTA | 06/15/1982 | Active | 19 | 3 | 0 | 3 | 18.75% | 0 | | 5 | | | N | M,VP,SC | 24+ | |
| 51624 | ULSTEIN-HAREID | 05/02/1991 | Active | 16 | 3 | 1 | 2 | 14.29% | 0 | 8 | 0 | | | IP | M,SC | 3 | \$1,029.51 |
| 19558 | VALDRES | 08/11/1965 | Active(1) | 16 | 1 | 2 | -1 | -5.88% | 0 | 7 | 3 | | 2 | R | M,SC | 0 | |
| 49543 | VÅLER I SOLØR | 05/25/1989 | Active | 15 | 3 | 0 | 3 | 25.00% | 0 | | 0 | | 3 | | M,VP,SC | 24+ | |
| 42432 | VALLDAL | 03/02/1983 | Active | 17 | 0 | 1 | -1 | -5.56% | 0 | 1 | 7 | | | N | M,SC | N/A | |
| 19557 | VANG | 04/30/1973 | Active | 27 | 0 | 4 | -4 | -12.90% | 0 | 30 | 3 | | 2 | N | M,SC | 2 | |
| 32427 | VESTRE TOTEN | 06/16/1976 | Active | 30 | 0 | 1 | -1 | -3.23% | 0 | 5 | 1 | | 2 | N | M,SC | 0 | \$1,000.00 |
| 36334 | VOLDA | 12/04/1978 | Active | 15 | 1 | 1 | 0 | 0.00% | 0 | 24 | 1 | | 4 | | M,VP,SC | 0 | \$171.68 |


Clubs Cancelled Previous Fiscal Year – Clubs Cancelled within last 12 months may be reinstated

| Club Number | Club Name | Charter Date | Current Status* | Cancellation Date |
|-------------|-----------|--------------|-----------------|-------------------|
| 19543 | OTTA | 12/16/1958 | Cancelled(6*) | 07/29/2023 |
| 19588 | SANDANE | 03/02/1967 | Cancelled(8*) | 06/29/2024 |

| Current Total Clubs Count | YTD New Clubs Count | YTD Cancelled Clubs Count | YTD Net Club Gain | Current Total Members Count | YTD Add | YTD Drop | YTD Net Growth | YTD Net Growth % | Member Count 12 Months Ago | Average Member Count Per Club | % of Clubs with less than 20 members | % No MMR in 3 Months | % No Officer Report in 12 Months | % of Clubs with balance 90+ days | Number of Clubs in Status Quo | % Status Quo Clubs in Financial Suspension | Number of Cancelled Clubs | Average Cancelled Club Age | Members Lost Due to Cancellation | % of Clubs Cancelled for Non-Financial Reasons |
|---------------------------|---------------------|---------------------------|-------------------|-----------------------------|---------|----------|----------------|------------------|----------------------------|-------------------------------|--------------------------------------|----------------------|----------------------------------|----------------------------------|-------------------------------|--|---------------------------|----------------------------|----------------------------------|--|
| 64 | 0 | 0 | 0 | 1,582 | 96 | 84 | 12 | 0.76% | 0 | 25 | 38% | 31% | 0% | 0% | 0 | 0% | 0 | 0 | 0 | 0% |



Club Health Assessment for District 104 B through February 2025

|  | | | Status | Membership | | | | | | | Reports | | | | Finance | LCIF | |
|--|-----------|--------------|---|-----------------------------|-------------------|---------------------|----------------|---|----------------------------|--|-------------------------------------|------------------------------------|------------------------|---|--|-----------------|-----------------------------------|
| Club Number | Club Name | Charter Date | | Current Member Count | YTD Members Added | YTD Members Dropped | YTD Net Growth | YTD Net Growth% | Member Count 12 Months Ago | Avg. length of service for dropped members | Months Since Last MMR *** | Yrs. Since Last Officer Report | President Rotation | Vice President Reported **** | Months Since Last Activity Report *** | Account Balance | Donations for current Fiscal Year |
| | | | Number of times on status quo within last two years | If below 15 members appears | | | | If net loss is greater than 20% appears | | | If no report in 3 months appears in | When more than one year appears in | Number of repeat terms | Notes the officers that do not have an active | If no report at 12 months appears in red | | |

* - P - Priority Club. Cancellation Reasons: 1-Objectives/conduct, 2-Non-active club, 5-Non-existing club, 6-Disbanding, 7-Merger, 8-Financial Suspension, 9-District/Multiple District Dues.
** - Abbreviation: P-President, S-Secretary, T-Treasurer, M-Member Chairperson, VP-First Vice President, MC-Communications Chairperson, SC-Service Chairperson
*** - Abbreviation: N/R - Never reported using the Lions Clubs website, N/A - Not applicable, No password registered for the Lions Clubs website.
**** - Abbreviation: N - New, IP - Immediate Past, R - Repeat.



Club Health Assessment for District 104 C through February 2025

| | | | Status | Membership | | | | | | Reports | | | | | Finance | | LCIF | |
|-------------------------------|-------------------|--------------|---|-----------------------------|-------------------|---------------------|----------------|-----------------|---|--|-------------------------------------|------------------------------------|------------------------|------------------------------|---|-------------------------------|-----------------------------------|-------------|
| Club Number | Club Name | Charter Date | | Current Member Count | YTD Members Added | YTD Members Dropped | YTD Net Growth | YTD Net Growth% | Member Count 12 Months Ago | Avg. length of service for dropped members | Months Since Last MMR *** | Yrs. Since Last Officer Report | President Rotation | Vice President Reported **** | Months Since Last Activity Report *** | Account Balance | Donations for current Fiscal Year | |
| | | | Number of times on status quo within last two years | If below 15 members appears | | | | | If net loss is greater than 20% appears | | If no report in 3 months appears in | When more than one year appears in | Number of repeat terms | | Notes the officers that do not have an active | If no report at 12 months red | | |
| Clubs more than two years old | | | | | | | | | | | | | | | | | | |
| 19560 | ARNA | 11/13/1970 | Active | 11 | 0 | 0 | 0 | 0.00% | 0 | | 7 | | 2 | R | M,SC | 22 | | \$31,014.48 |
| 19562 | ASKØY | 03/08/1967 | Active | 26 | 1 | 6 | -5 | -16.13% | 0 | 16 | 0 | | | N | M,SC | 12 | | |
| 31071 | AUSTEVOLL | 07/01/1975 | Active | 24 | 0 | 4 | -4 | -14.29% | 0 | 29 | 1 | | 2 | | M,VP,SC | N/R | | |
| 19565 | BERGEN | 05/23/1951 | Active(1) | 10 | 9 | 0 | 9 | 900.00% | 0 | | 0 | | 12 | N | | N/R | | |
| 19561 | BERGEN ÅSANE | 07/01/1966 | Active | 23 | 4 | 1 | 3 | 15.00% | 0 | 3 | 0 | | 2 | R | SC | N/R | \$999.92 | \$780.96 |
| 88725 | BERGEN STUDENT | 06/23/2005 | Active | 6 | 0 | 0 | 0 | 0.00% | 0 | | 7 | | 2 | | M,VP,SC | 20 | | |
| 19566 | BERGEN/BERGENHUS | 09/14/1966 | Active | 14 | 2 | 2 | 0 | 0.00% | 0 | 19 | 1 | | 2 | N | M,SC | 0 | | |
| 28228 | BERGEN/LØVSTAKKEN | 03/22/1974 | Active | 16 | 0 | 2 | -2 | -11.11% | 0 | 14 | 0 | | | R | M,SC | 24+ | | |
| 41526 | BERGEN/VEST | 06/11/1982 | Active | 38 | 4 | 1 | 3 | 8.57% | 0 | 5 | 1 | | | N | M,SC | 0 | | \$488.22 |
| 38173 | BJERKREIM | 03/21/1980 | Active | 22 | 0 | 3 | -3 | -12.00% | 0 | 4 | 4 | | | IP | M,SC | 0 | | |
| 19569 | BRYNE | 04/21/1965 | Active | 13 | 0 | 0 | 0 | 0.00% | 0 | | 5 | | | | T,M,VP,SC | 10 | | |
| 19570 | EGERSUND | 02/09/1966 | Active | 38 | 0 | 0 | 0 | 0.00% | 0 | | 7 | 2 | None | | P,S,T,M,VP SC | 24+ | | |
| 31466 | ETNE | 12/03/1975 | Active | 27 | 0 | 1 | -1 | -3.57% | 0 | 6 | 4 | | | N | SC | 23 | | \$1,415.37 |
| 19571 | FANA | 01/09/1963 | Active | 14 | 0 | 2 | -2 | -12.50% | 0 | 42 | 1 | | 2 | R | S,M,SC | 8 | | |
| 19572 | FANA VEST | 05/25/1973 | Active | 24 | 1 | 0 | 1 | 4.35% | 0 | | 4 | | 2 | R | M,SC | N/R | | |
| 19573 | FJALER | 05/04/1971 | Active | 22 | 1 | 0 | 1 | 4.76% | 0 | | 0 | | 2 | N | SC | 17 | | |
| 19574 | FØRDE | 04/01/1971 | Active | 25 | 1 | 2 | -1 | -3.85% | 0 | 5 | 0 | | | N | M,SC | 0 | | \$2,560.73 |
| 39553 | FUSA | 03/17/1981 | Active | 34 | 4 | 0 | 4 | 13.33% | 0 | | 0 | | | N | M,SC | 1 | | |
| 35784 | HÅ | 06/20/1978 | Active | 36 | 2 | 4 | -2 | -5.26% | 0 | 20 | 0 | | | N | M,SC | 24+ | | |
| 32228 | HALSNØY | 05/05/1976 | Active | 10 | 0 | 0 | 0 | 0.00% | 0 | | 7 | | 2 | R | M,SC | 24+ | | |
| 19576 | HAUGESUND | 11/11/1966 | Active | 46 | 2 | 2 | 0 | 0.00% | 0 | 22 | 0 | | | N | M,SC | 0 | | \$780.37 |
| 47733 | HAUGESUND/EDDA | 09/22/1987 | Active | 23 | 0 | 1 | -1 | -4.17% | 0 | 9 | 0 | | | N | M,SC | 0 | | |
| 35596 | HJELMELAND | 05/22/1978 | Active | 14 | 0 | 1 | -1 | -6.67% | 0 | 21 | 1 | | 5 | R | M,SC | 24+ | | |
| 118074 | JAEREN | 10/31/2012 | Active | 19 | 0 | 3 | -3 | -13.64% | 0 | 6 | 2 | | | N | SC | 10 | | |



Club Health Assessment for District 104 C through February 2025

| | | | Status | Membership | | | | | | | Reports | | | | | Finance | | LCIF | | | |
|------------------------|--------------------|--------------|---|-----------------------------|-------------------|---------------------|----------------|-----------------|---|--|---------------------------|--------------------------------|--------------------|------------------------------|---------------------------------------|------------------------------------|-----------------------------------|---|--|--|--|
| Club Number | Club Name | Charter Date | | Current Member Count | YTD Members Added | YTD Members Dropped | YTD Net Growth | YTD Net Growth% | Member Count 12 Months Ago | Avg. length of service for dropped members | Months Since Last MMR *** | Yrs. Since Last Officer Report | President Rotation | Vice President Reported **** | Months Since Last Activity Report *** | Account Balance | Donations for current Fiscal Year | | | | |
| | | | Number of times on status quo within last two years | If below 15 members appears | | | | | If net loss is greater than 20% appears | | | | | | If no report in 3 months appears in | When more than one year appears in | Number of repeat terms | Notes the officers that do not have an active | If no report at 12 months appears in red | | |
| Exc Award (06/30/2018) | | | | | | | | | | | | | | | | | | | | | |
| 118830 | KARMØY VEST | 02/25/2013 | Active | 41 | 1 | 0 | 1 | 2.50% | 0 | | 3 | | R | M,SC | 0 | | | | | | |
| 19577 | KARMSUND | 05/04/1970 | Active | 26 | 2 | 2 | 0 | 0.00% | 0 | 3 | 0 | | N | M,SC | 0 | | \$194.77 | | | | |
| 36588 | KLEPP | 02/21/1979 | Active | 15 | 3 | 1 | 2 | 15.38% | 0 | 0 | 0 | | N | M | 0 | | | | | | |
| 19580 | LAKSEVÅG | 05/02/1966 | Active | 17 | 0 | 2 | -2 | -10.53% | 0 | 19 | 2 | | | M,VP,SC | 12 | | | | | | |
| 37361 | LINDÅS | 06/19/1979 | Active | 13 | 0 | 0 | 0 | 0.00% | 0 | | 7 | | N | M,SC | N/A | | | | | | |
| 31467 | LUSTER | 12/22/1975 | Active | 8 | 0 | 0 | 0 | 0.00% | 0 | | 7 | | 8 | M,VP,SC | 24+ | | | | | | |
| 19583 | MOI | 12/18/1973 | Active | 7 | 0 | 0 | 0 | 0.00% | 0 | | 7 | | 3 | VP,SC | N/A | | | | | | |
| 19585 | NORHEIMSUND | 02/11/1968 | Active | 29 | 4 | 0 | 4 | 16.00% | 0 | | 1 | | 2 | R | M,SC | 1 | \$1,560.73 | | | | |
| 19586 | ODDA | 02/05/1971 | Cancelled(6*) | 0 | 0 | 15 | -15 | -100.00% | 0 | 18 | 7 | 1 | None | P,S,T,M,VP SC | 20 | | | | | | |
| 19587 | OS | 04/16/1969 | Active | 24 | 0 | 1 | -1 | -4.00% | 0 | 1 | 0 | | N | M,SC | 0 | | \$2,341.10 | | | | |
| 37248 | OSTERØY | 06/19/1979 | Active | 16 | 1 | 1 | 0 | 0.00% | 0 | 18 | 0 | | R | SC | 14 | | \$429.20 | | | | |
| 40528 | RADØY | 11/20/1981 | Active | 14 | 2 | 3 | -1 | -6.67% | 0 | 36 | 1 | | 5 | N | S,M,SC | 12 | | | | | |
| 30607 | RANDBERG | 04/11/1975 | Active | 22 | 0 | 1 | -1 | -4.35% | 0 | 39 | 0 | | N | SC | 1 | | \$1,000.04 | | | | |
| 35209 | SAMNANGER | 03/30/1978 | Active | 12 | 0 | 0 | 0 | 0.00% | 0 | | 7 | | 3 | R | SC | 0 | | | | | |
| 19589 | SANDNES | 01/19/1965 | Active | 25 | 1 | 1 | 0 | 0.00% | 0 | 29 | 1 | | 2 | R | M,SC | 0 | \$999.91 | | | | |
| 38073 | SANDNES/GANDDAL | 02/15/1980 | Active | 35 | 3 | 3 | 0 | 0.00% | 0 | 1 | 0 | | | M,VP,SC | 3 | | | | | | |
| Exc Award (06/30/2019) | | | | | | | | | | | | | | | | | | | | | |
| 44301 | SANDNES/RISKA | 10/29/1984 | Active | 23 | 0 | 2 | -2 | -8.00% | 0 | 22 | 0 | | N | M,SC | 0 | | | | | | |
| 30966 | SKÅNEVIK | 06/30/1975 | Cancelled(6*) | 0 | 0 | 10 | -10 | -100.00% | 0 | 26 | 6 | | None | P,S,T,M,VP SC | N/A | 90+ Days | | | | | |
| 37845 | SKJOLD OG VIKEBYGD | 12/10/1979 | Cancelled(6*) | 0 | 0 | 0 | 0 | 0.00% | 0 | | 9 | 1 | None | P,S,T,M,VP SC | N/A | | | | | | |
| 19591 | SKUDENESHAVN | 12/03/1965 | Active | 54 | 1 | 1 | 0 | 0.00% | 0 | 13 | 0 | | N | | 0 | | | | | | |
| 19592 | SOGNDAL | 11/02/1963 | Active | 26 | 1 | 1 | 0 | 0.00% | 0 | 17 | 0 | | N | SC | 24+ | | \$100.00 | | | | |
| 19593 | SOKNDAL | 04/30/1973 | Cancelled(8*) | 0 | 0 | 10 | -10 | -100.00% | 0 | 30 | 7 | 3 | None | P,S,T,M,VP SC | N/A | 90+ Days | | | | | |
| 19594 | SOLA | 06/08/1966 | Active | 11 | 0 | 0 | 0 | 0.00% | 0 | | 0 | | N | M,SC | 1 | | \$2,031.92 | | | | |



Club Health Assessment for District 104 C through February 2025

| | | | Status | Membership | | | | | | | Reports | | | | | Finance | | LCIF |
|-------------|---------------------------|--------------|---|-----------------------------|-------------------|---------------------|----------------|---|----------------------------|--|-------------------------------------|------------------------------------|------------------------|------------------------------|---|--|-----------------------------------|------------|
| Club Number | Club Name | Charter Date | | Current Member Count | YTD Members Added | YTD Members Dropped | YTD Net Growth | YTD Net Growth% | Member Count 12 Months Ago | Avg. length of service for dropped members | Months Since Last MMR *** | Yrs. Since Last Officer Report | President Rotation | Vice President Reported **** | Months Since Last Activity Report *** | Account Balance | Donations for current Fiscal Year | |
| | | | Number of times on status quo within last two years | If below 15 members appears | | | | If net loss is greater than 20% appears | | | If no report in 3 months appears in | When more than one year appears in | Number of repeat terms | | Notes the officers that do not have an active | If no report at 12 months appears in red | | |
| 46844 | SOLA/TANANGER | 01/20/1987 | Active | 22 | 1 | 1 | 0 | 0.00% | 0 | 2 | 0 | | | | M,VP | 0 | | \$780.37 |
| 19595 | SOTRA | 03/18/1971 | Active | 20 | 0 | 1 | -1 | -4.76% | 0 | 5 | 6 | | | N | M,SC | 24+ | | |
| 19596 | STAVANGER | 09/23/1959 | Active | 24 | 0 | 2 | -2 | -7.69% | 0 | 49 | 0 | | | N | M,SC | 0 | | |
| 50034 | STAVANGER/GYDA | 12/18/1989 | Active | 18 | 1 | 0 | 1 | 5.88% | 0 | | 1 | | None | R | P,S,T,M,SC | 1 | | |
| 38324 | STAVANGER/HAFRSFJORD | 04/29/1980 | Active | 18 | 1 | 0 | 1 | 5.88% | 0 | | 0 | | 2 | N | M,SC | N/R | | |
| 32326 | STAVANGER/HARALD HÄRFAGRE | 05/28/1976 | Active | 27 | 1 | 2 | -1 | -3.57% | 0 | 7 | 0 | | 2 | R | M,SC | 0 | | \$1,560.73 |
| 35598 | STAVANGER/HINNA | 05/02/1978 | Active | 25 | 1 | 1 | 0 | 0.00% | 0 | 1 | 0 | | | N | SC | N/R | | |
| 58626 | STAVANGER/JÄTTEN | 08/06/1996 | Active | 17 | 0 | 1 | -1 | -5.56% | 0 | 29 | 0 | | | N | SC | 2 | | \$780.37 |
| 36234 | STAVANGER/ØYANE | 11/14/1978 | Active | 32 | 1 | 0 | 1 | 3.23% | 0 | | 1 | | 2 | R | M,SC | 24+ | | |
| 34117 | STAVANGER/TASTA | 06/24/1977 | Active | 13 | 0 | 1 | -1 | -7.14% | 0 | 47 | 4 | | 4 | | VP,SC | 1 | | \$780.37 |
| 19598 | STORD-FITJAR | 10/14/1969 | Active | 28 | 0 | 3 | -3 | -9.68% | 0 | 21 | 3 | 1 | None | | P,S,T,M,VP SC | 24+ | | |
| 33352 | STRAND | 02/18/1977 | Active | 20 | 0 | 2 | -2 | -9.09% | 0 | 38 | 4 | | 3 | | M,VP,SC | 0 | | \$468.22 |
| 29132 | STRANDEBARM | 04/08/1974 | Active | 30 | 1 | 0 | 1 | 3.45% | 0 | | 1 | | 13 | N | M,SC | 1 | | \$842.79 |
| 36649 | SVEIO | 02/27/1979 | Active | 18 | 2 | 4 | -2 | -10.00% | 0 | 13 | 0 | | | N | M,SC | 12 | | |
| 35785 | TYSVÆR | 06/20/1978 | Active | 33 | 2 | 2 | 0 | 0.00% | 0 | 45 | 0 | | | | M,VP,SC | 0 | | |
| 38074 | ULLENSVANG | 02/26/1980 | Active | 15 | 0 | 0 | 0 | 0.00% | 0 | | 7 | | | N | M,SC | 24+ | | |
| 19600 | ULVIK | 12/21/1972 | Active | 19 | 3 | 2 | 1 | 5.56% | 0 | 39 | 0 | | 2 | N | M,SC | N/R | | |
| 19601 | VIK | 02/25/1971 | Active(1) | 12 | 0 | 0 | 0 | 0.00% | 0 | | 7 | | 11 | N | M,SC | 20 | | |
| 29298 | VINDAFJORD | 05/08/1974 | Active | 25 | 0 | 1 | -1 | -3.85% | 0 | 10 | 4 | | 4 | N | M | 1 | | \$1,560.73 |
| 19602 | VOSS | 12/08/1965 | Active(1) | 5 | 0 | 1 | -1 | -16.67% | 0 | 6 | 1 | | 6 | | T,M,VP,SC | N/A | | |

Clubs Cancelled Previous Fiscal Year – Clubs Cancelled within last 12 months may be reinstated

| Club Number | Club Name | Charter Date | Current Status* | Cancellation Date |
|-------------|------------------|--------------|-----------------|-------------------|
| 39188 | HAUGESUND/TONJER | 12/29/1980 | Cancelled(7*) | 06/29/2024 |
| 19578 | KVINNHHERAD | 11/05/1971 | Cancelled(6*) | 10/29/2023 |



Club Health Assessment for District 104 C through February 2025

| Club Number | | | Club Name | | | Charter Date | | | Status | | | | | Membership | | | | | Reports | | | | | Finance | | LCIF |
|---------------------------|---------------------|---------------------------|-------------------|-----------------------------|---------|--------------|----------------|------------------|---|-------------------------------|--------------------------------------|----------------------|---|----------------------------------|--|--|--------------------------------|----------------------------|------------------------------------|--|---|-----------------------------------|--|--|--|------|
| | | | | | | | | | Current Member Count | YTD Members Added | YTD Members Dropped | YTD Net Growth | YTD Net Growth% | Member Count 12 Months Ago | Avg. length of service for dropped members | Months Since Last MMR *** | Yrs. Since Last Officer Report | President Rotation | Vice President Reported **** | Months Since Last Activity Report *** | Account Balance | Donations for current Fiscal Year | | | | |
| | | | | | | | | | Number of times on status quo within last two years | If below 15 members appears | | | If net loss is greater than 20% appears | | | If no report in 3 months appears in | | | When more than one year appears in | Number of repeat terms | Notes the officers that do not have an active | | | If no report at 12 months appears in red | | |
| Current Total Clubs Count | YTD New Clubs Count | YTD Cancelled Clubs Count | YTD Net Club Gain | Current Total Members Count | YTD Add | YTD Drop | YTD Net Growth | YTD Net Growth % | Member Count 12 Months Ago | Average Member Count Per Club | % of Clubs with less than 20 members | % No MMR in 3 Months | % No Officer Report in 12 Months | % of Clubs with balance 90+ days | Number of Clubs in Status Quo | % Status Quo Clubs in Financial Suspension | Number of Cancelled Clubs | Average Cancelled Club Age | Members Lost Due to Cancellation | % of Clubs Cancelled for Non-Financial Reasons | | | | | | |
| 63 | 0 | 4 | -4 | 1,374 | 64 | 113 | -49 | -3.44% | 0 | 22 | 44% | 32% | 3% | 0% | 0 | 0% | 4 | 74 | 35 | 75% | | | | | | |

* - P - Priority Club. Cancellation Reasons: 1-Objectives/conduct, 2-Non-active club, 5-Non-existing club, 6-Disbanding, 7-Merger, 8-Financial Suspension, 9-District/Multiple District Dues.

** - Abbreviation: P-President, S-Secretary, T-Treasurer, M-Member Chairperson, VP-First Vice President, MC-Communications Chairperson, SC-Service Chairperson

*** - Abbreviation: N/R - Never reported using the Lions Clubs website, N/A - Not applicable, No password registered for the Lions Clubs website.

**** - Abbreviation: N - New, IP - Immediate Past, R - Repeat.



Club Health Assessment for District 104 D through February 2025

| | | | Status | Membership | | | | | | | Reports | | | | | Finance | | LCIF |
|-------------------------------|------------------|--------------|---|-----------------------------|-------------------|---------------------|----------------|---|----------------------------|--|-------------------------------------|------------------------------------|------------------------|---|---------------------------------------|-----------------|-----------------------------------|------|
| Club Number | Club Name | Charter Date | | Current Member Count | YTD Members Added | YTD Members Dropped | YTD Net Growth | YTD Net Growth% | Member Count 12 Months Ago | Avg. length of service for dropped members | Months Since Last MMR *** | Yrs. Since Last Officer Report | President Rotation | Vice President Reported **** | Months Since Last Activity Report *** | Account Balance | Donations for current Fiscal Year | |
| | | | Number of times on status quo within last two years | If below 15 members appears | | | | If net loss is greater than 20% appears | | | If no report in 3 months appears in | When more than one year appears in | Number of repeat terms | Notes the officers that do not have an active | If no report at 12 months red | | | |
| Clubs more than two years old | | | | | | | | | | | | | | | | | | |
| 55149 | ÅDAL | 12/20/1993 | Active | 26 | 0 | 0 | 0 | 0.00% | 0 | | 5 | | | N | M | 5 | | |
| 19603 | ÅL | 03/31/1967 | Active | 34 | 2 | 3 | -1 | -2.86% | 0 | 18 | 1 | | | N | S,SC | 6 | | |
| 36909 | ANDEBU | 04/12/1979 | Active | 26 | 1 | 3 | -2 | -7.14% | 0 | 25 | 1 | | 2 | R | M,SC | 6 | | |
| 19604 | ARENDAL | 06/19/1959 | Cancelled(6*) | 0 | 0 | 23 | -23 | -100.00% | 0 | 28 | 7 | 1 | None | | P,S,T,M,VP SC | 24+ | | |
| 51917 | ARENDAL/TYHOLMEN | 07/19/1991 | Active | 21 | 1 | 1 | 0 | 0.00% | 0 | 9 | 2 | | 2 | N | M,SC | 0 | | |
| 19649 | ASKER | 02/14/1958 | Active | 31 | 1 | 4 | -3 | -8.82% | 0 | 20 | 1 | | 2 | N | M,SC | N/R | | |
| 19605 | BØ | 04/09/1969 | Active | 16 | 1 | 3 | -2 | -11.11% | 0 | 14 | 1 | | 2 | | M,VP | 12 | | |
| 19650 | BORGEN | 12/10/1973 | Active | 11 | 0 | 2 | -2 | -15.38% | 0 | 11 | 2 | | | N | M | 0 | | |
| 30964 | BORRE | 06/30/1975 | Active | 25 | 1 | 1 | 0 | 0.00% | 0 | 54 | 0 | | | N | M | 0 | | |
| 19606 | BREVIK | 01/24/1968 | Active | 12 | 0 | 3 | -3 | -20.00% | 0 | 32 | 0 | | 2 | | VP,SC | N/R | | |
| 19608 | DRAMMEN VEST | 10/20/1970 | Active | 17 | 0 | 1 | -1 | -5.56% | 0 | 6 | 0 | | 6 | | M,VP | 13 | \$624.29 | |
| 36479 | DRAMMEN/KONNERUD | 01/09/1979 | Active | 5 | 0 | 0 | 0 | 0.00% | 0 | | 0 | | 17 | R | T,M,SC | N/A | | |
| 19609 | DRANGEDAL | 09/23/1970 | Active(3) | 8 | 0 | 0 | 0 | 0.00% | 0 | | 7 | | 7 | R | M,VP,SC | N/A | | |
| 19610 | FARSUND | 03/06/1970 | Active | 20 | 0 | 5 | -5 | -20.00% | 0 | 11 | 0 | | | N | SC | 14 | | |
| 50154 | FEVIK | 02/02/1990 | Active | 17 | 0 | 0 | 0 | 0.00% | 0 | | 3 | | 9 | R | SC | 24+ | | |
| 19612 | FLEKKEFJORD | 03/11/1969 | Active | 21 | 1 | 0 | 1 | 5.00% | 0 | | 1 | | 2 | R | SC | N/A | \$780.37 | |
| 43245 | FLESBERG | 12/05/1983 | Active | 27 | 1 | 1 | 0 | 0.00% | 0 | 41 | 4 | | | N | SC | 1 | | |
| 42560 | FROLAND | 04/12/1983 | Active | 15 | 0 | 2 | -2 | -11.76% | 0 | 15 | 1 | | 2 | N | SC | 0 | | |
| 19614 | GOL | 05/25/1973 | Active | 14 | 0 | 1 | -1 | -6.67% | 0 | 1 | 2 | | 2 | N | M,SC | 1 | | |
| 32814 | GREIPSTAD | 10/14/1976 | Active | 25 | 1 | 0 | 1 | 4.17% | 0 | | 0 | | 2 | R | SC | 0 | \$13.06 | |
| 19615 | GRIMSTAD | 04/02/1965 | Active | 19 | 2 | 0 | 2 | 11.76% | 0 | | 1 | | | N | M,SC | 0 | | |
| 34867 | HAUGSBYGD | 12/27/1977 | Active | 18 | 0 | 2 | -2 | -10.00% | 0 | 1 | 1 | | 3 | R | M,SC | 24+ | | |
| 29133 | HEGGEDAL | 04/04/1974 | Active | 11 | 0 | 5 | -5 | -31.25% | 0 | 18 | 3 | | | | S,M,VP,SC | 20 | 90+ Days | |
| 30181 | HEMSEDAL | 01/24/1975 | Active | 24 | 0 | 0 | 0 | 0.00% | 0 | | 1 | | | N | M,SC | 11 | | |



Club Health Assessment for District 104 D through February 2025

| | | | Status | Membership | | | | | | | Reports | | | | | Finance | LCIF | |
|------------------------|--------------------|--------------|---|-----------------------------|-------------------|---------------------|----------------|---|----------------------------|--|-------------------------------------|------------------------------------|------------------------|---|--|-----------------|-----------------------------------|----------|
| Club Number | Club Name | Charter Date | | Current Member Count | YTD Members Added | YTD Members Dropped | YTD Net Growth | YTD Net Growth% | Member Count 12 Months Ago | Avg. length of service for dropped members | Months Since Last MMR *** | Yrs. Since Last Officer Report | President Rotation | Vice President Reported **** | Months Since Last Activity Report *** | Account Balance | Donations for current Fiscal Year | |
| | | | Number of times on status quo within last two years | If below 15 members appears | | | | If net loss is greater than 20% appears | | | If no report in 3 months appears in | When more than one year appears in | Number of repeat terms | Notes the officers that do not have an active | If no report at 12 months appears in red | | | |
| 44450 | HERADSBYGDA | 12/27/1984 | Active | 12 | 1 | 4 | -3 | -20.00% | 0 | 30 | 0 | | | N | SC | 2 | | \$100.00 |
| 45419 | HISØY | 10/07/1985 | Active | 18 | 0 | 1 | -1 | -5.26% | 0 | 10 | 0 | | | N | M | 0 | | |
| 30965 | HOF I VESTFOLD | 06/30/1975 | Active | 22 | 2 | 0 | 2 | 10.00% | 0 | | 1 | | 3 | R | M | 24+ | | |
| 19617 | HOL | 12/21/1972 | Active | 28 | 0 | 4 | -4 | -12.50% | 0 | 8 | 0 | | | N | M,SC | N/R | | \$78.04 |
| 30054 | HOLE | 12/23/1974 | Active | 22 | 1 | 2 | -1 | -4.35% | 0 | 13 | 0 | | | N | SC | 2 | | |
| 19707 | HOLMESTRAND | 02/02/1970 | Active | 17 | 1 | 0 | 1 | 6.25% | 0 | | 0 | | | N | M | 0 | | |
| 19616 | HØNEFOSS | 10/21/1970 | Active | 23 | 0 | 0 | 0 | 0.00% | 0 | | 3 | | 2 | R | M,SC | 2 | | |
| 19709 | HORTEN | 03/14/1963 | Active | 10 | 2 | 1 | 1 | 11.11% | 0 | 3 | 2 | | | IP | M | 0 | | |
| 19618 | HURUM | 02/09/1966 | Active | 16 | 1 | 1 | 0 | 0.00% | 0 | 7 | 0 | | | | M,VP | 0 | | |
| 19619 | KONGSBERG | 02/18/1965 | Active | 26 | 0 | 4 | -4 | -13.33% | 0 | 13 | 1 | | 2 | R | M,SC | 24+ | | |
| 49312 | KONGSBERG SYD | 03/15/1989 | Active | 28 | 1 | 1 | 0 | 0.00% | 0 | 34 | 0 | | | R | M | 12 | | |
| 42087 | KONGSBERG VEST | 12/31/1982 | Active | 19 | 0 | 0 | 0 | 0.00% | 0 | | 1 | | 3 | | M,VP,SC | 1 | | |
| 19622 | KRISTIANSAND | 04/26/1972 | Active | 20 | 1 | 2 | -1 | -4.76% | 0 | 7 | 0 | | | | VP | 0 | | |
| 41036 | KRISTIANSAND/TVEIT | 03/09/1982 | Active | 32 | 0 | 1 | -1 | -3.03% | 0 | 10 | 0 | | 2 | N | M,SC | 0 | | |
| 19712 | LARVIK | 02/25/1965 | Active | 17 | 0 | 2 | -2 | -10.53% | 0 | 17 | 1 | | None | R | P,SC | 1 | | |
| 49311 | LARVIK/FARRIS | 03/15/1989 | Active | 24 | 2 | 0 | 2 | 9.09% | 0 | | 2 | | 5 | R | SC | 2 | | |
| Exc Award (06/30/2018) | | | | | | | | | | | | | | | | | | |
| 19624 | LIER | 10/16/1958 | Active | 20 | 2 | 2 | 0 | 0.00% | 0 | 11 | 1 | | | N | M | 24+ | | |
| 19626 | LILLESAND | 02/09/1966 | Active | 38 | 0 | 2 | -2 | -5.00% | 0 | 2 | 0 | | | N | M | 5 | | |
| 19628 | MANDAL | 01/24/1967 | Active | 39 | 3 | 2 | 1 | 2.63% | 0 | 28 | 0 | | | N | SC | 0 | | |
| 19629 | MODUM | 01/18/1967 | Active | 16 | 0 | 4 | -4 | -20.00% | 0 | 10 | 0 | | | | M,VP,SC | 24+ | | |
| 19630 | MOLAND | 09/28/1966 | Active | 24 | 1 | 0 | 1 | 4.35% | 0 | | 0 | | 2 | R | M | 0 | | |
| 19663 | NESBRU-HVALSTAD | 03/04/1965 | Active | 17 | 0 | 2 | -2 | -10.53% | 0 | 14 | 5 | | | N | M,SC | 24+ | | |
| 29299 | NESBYEN | 05/07/1974 | Active | 21 | 1 | 1 | 0 | 0.00% | 0 | 50 | 2 | | | | M,VP,SC | 12 | | |
| 19632 | NOME | 02/10/1971 | Active | 12 | 0 | 1 | -1 | -7.69% | 0 | 12 | 2 | | 2 | R | M,SC | N/A | | |



Club Health Assessment for District 104 D through February 2025

| | | | Status | Membership | | | | | | | Reports | | | | | Finance | | LCIF |
|------------------------|---------------------|--------------|---|-----------------------------|-------------------|---------------------|----------------|---|----------------------------|--|-------------------------------------|------------------------------------|------------------------|---|--|-----------------|-----------------------------------|------------|
| Club Number | Club Name | Charter Date | | Current Member Count | YTD Members Added | YTD Members Dropped | YTD Net Growth | YTD Net Growth% | Member Count 12 Months Ago | Avg. length of service for dropped members | Months Since Last MMR *** | Yrs. Since Last Officer Report | President Rotation | Vice President Reported **** | Months Since Last Activity Report *** | Account Balance | Donations for current Fiscal Year | |
| | | | Number of times on status quo within last two years | If below 15 members appears | | | | If net loss is greater than 20% appears | | | If no report in 3 months appears in | When more than one year appears in | Number of repeat terms | Notes the officers that do not have an active | If no report at 12 months appears in red | | | |
| 19633 | NOTODDEN | 11/18/1960 | Active | 51 | 16 | 3 | 13 | 34.21% | 0 | 17 | 0 | | 4 | R | SC | 0 | 90+ Days | \$1,560.73 |
| Exc Award (06/30/2023) | | | | | | | | | | | | | | | | | | |
| 64208 | NOTODDEN/TELEROSA | 04/23/2001 | Active | 37 | 1 | 2 | -1 | -2.63% | 0 | 8 | 1 | | 2 | R | M,SC | 0 | | \$780.37 |
| 19634 | ØVRE EIKER | 05/09/1968 | Active | 31 | 1 | 2 | -1 | -3.13% | 0 | 5 | 0 | | 2 | N | M,SC | 2 | | \$124.86 |
| 19635 | PORSGRUNN | 02/04/1959 | Active | 22 | 2 | 0 | 2 | 10.00% | 0 | | 3 | | 2 | | M,VP,SC | N/A | | |
| 62773 | RINGERIKE/VEIGIN | 02/10/2000 | Active | 15 | 0 | 0 | 0 | 0.00% | 0 | | 7 | | | N | SC | 12 | | \$156.07 |
| 19637 | RISØR | 10/11/1967 | Active | 18 | 0 | 0 | 0 | 0.00% | 0 | | 7 | | | N | M | 0 | | |
| 19638 | RJUKAN | 02/16/1971 | Active | 30 | 2 | 2 | 0 | 0.00% | 0 | 7 | 0 | | 8 | R | SC | 2 | | \$2,445.62 |
| 36480 | RØYKEN ØST | 01/09/1979 | Active | 15 | 0 | 7 | -7 | -31.82% | 0 | 15 | 1 | | 2 | R | M,SC | 0 | | \$429.20 |
| 48822 | RØYKEN/MYRAHVARF | 07/15/1988 | Active | 20 | 0 | 1 | -1 | -4.76% | 0 | 9 | 0 | | | N | SC | 1 | | \$1,000.00 |
| 29509 | SANDE | 06/20/1974 | Active | 17 | 0 | 0 | 0 | 0.00% | 0 | | 7 | | | N | | 0 | | \$1,560.73 |
| 19723 | SANDEFJORD | 04/30/1965 | Active | 28 | 2 | 2 | 0 | 0.00% | 0 | 12 | 1 | | | N | SC | 2 | | |
| 52634 | SANDEFJORD/HJERTNES | 03/12/1992 | Active | 27 | 2 | 0 | 2 | 8.00% | 0 | | 1 | | | N | M | 0 | | |
| 33718 | SAUHERAD | 04/05/1977 | Active | 11 | 0 | 1 | -1 | -8.33% | 0 | 25 | 7 | | 2 | R | M | 2 | | |
| 19640 | SIGDAL | 01/15/1968 | Active | 30 | 1 | 4 | -3 | -9.09% | 0 | 33 | 0 | | 3 | N | SC | 0 | | |
| 19643 | SØGNE | 05/09/1972 | Active | 20 | 1 | 2 | -1 | -4.76% | 0 | 4 | 1 | | 2 | R | M,SC | 0 | | |
| 33043 | SOKNA | 11/22/1976 | Active | 20 | 0 | 0 | 0 | 0.00% | 0 | | 7 | | | N | SC | 0 | | \$1,776.58 |
| 19729 | STOKKE/VEAR | 02/19/1971 | Active | 17 | 0 | 0 | 0 | 0.00% | 0 | | 1 | | | N | M | 0 | | \$515.04 |
| 41361 | SVELVIK | 05/18/1982 | Active | 19 | 1 | 0 | 1 | 5.56% | 0 | | 2 | | 7 | | VP | 1 | | |
| 19730 | TJØME | 02/19/1968 | Active | 9 | 0 | 0 | 0 | 0.00% | 0 | | 1 | | 2 | R | M,SC | 24+ | | |
| 19731 | TØNSBERG | 05/10/1954 | Active | 22 | 1 | 4 | -3 | -12.00% | 0 | 8 | 0 | | 2 | N | M | 0 | | |
| 19725 | TØNSBERG/SEM | 04/07/1970 | Active | 28 | 0 | 3 | -3 | -9.68% | 0 | 6 | 1 | | | N | M,SC | 1 | \$234.11 | |
| 19644 | TROMØY | 11/27/1972 | Active | 50 | 7 | 1 | 6 | 13.64% | 0 | 9 | 0 | | 2 | R | M | 0 | \$1,763.63 | |
| 19645 | TVEDESTRAND | 11/18/1968 | Active | 29 | 0 | 1 | -1 | -3.33% | 0 | 6 | 0 | | | N | | 0 | | |
| 19646 | TYRISTRAND | 03/16/1971 | Active | 21 | 1 | 0 | 1 | 5.00% | 0 | | 1 | | | N | M,SC | N/R | \$257.52 | |



Club Health Assessment for District 104 D through February 2025

INTERNATIONAL

| Club Number | Club Name | Charter Date | Status | Membership | | | | | | | Reports | | | | | Finance | LCIF |
|-------------|-----------|--------------|---|-----------------------------|-------------------|---------------------|----------------|---|----------------------------|--|----------------------------------|------------------------------------|------------------------|---|--|-----------------|-----------------------------------|
| | | | | Current Member Count | YTD Members Added | YTD Members Dropped | YTD Net Growth | YTD Net Growth% | Member Count 12 Months Ago | Avg. length of service for dropped members | Months Since Last MMR *** | Yrs. Since Last Officer Report | President Rotation | Vice President Reported **** | Months Since Last Activity Report *** | Account Balance | Donations for current Fiscal Year |
| | | | Number of times on status quo within last two years | If below 15 members appears | | | | If net loss is greater than 20% appears | | | If no report in 3 months appears | When more than one year appears in | Number of repeat terms | Notes the officers that do not have an active | If no report at 12 months appears in red | | |
| 32642 | VASSFARET | 07/19/1976 | Active | 25 | 2 | 0 | 2 | 8.70% | 0 | | 1 | | | N SC | 24+ | | |
| 33353 | VEGARSHEI | 02/03/1977 | Active | 16 | 2 | 1 | 1 | 6.67% | 0 | 42 | 1 | | | IP SC | 0 | | \$1,000.04 |

Clubs Cancelled Previous Fiscal Year – Clubs Cancelled within last 12 months may be reinstated

| Club Number | Club Name | Charter Date | Current Status* | Cancellation Date |
|-------------|--------------|--------------|-----------------|-------------------|
| 60988 | ASKER/RØYRIN | 06/26/1998 | Cancelled(6*) | 07/29/2023 |
| 35597 | ØYESTAD | 05/08/1978 | Cancelled(8*) | 12/29/2023 |

| Current Total Clubs Count | YTD New Clubs Count | YTD Cancelled Clubs Count | YTD Net Club Gain | Current Total Members Count | YTD Add | YTD Drop | YTD Net Growth | YTD Net Growth % | Member Count 12 Months Ago | Average Member Count Per Club | % of Clubs with less than 20 members | % No MMR in 3 Months | % No Officer Report in 12 Months | % of Clubs with balance 90+ days | Number of Clubs in Status Quo | % Status Quo Clubs in Financial Suspension | Number of Cancelled Clubs | Average Cancelled Club Age | Members Lost Due to Cancellation | % of Clubs Cancelled for Non-Financial Reasons |
|---------------------------|---------------------|---------------------------|-------------------|-----------------------------|---------|----------|----------------|------------------|----------------------------|-------------------------------|--------------------------------------|----------------------|----------------------------------|----------------------------------|-------------------------------|--|---------------------------|----------------------------|----------------------------------|--|
| 73 | 0 | 1 | -1 | 1,592 | 73 | 133 | -60 | -3.63% | 0 | 22 | 42% | 18% | 0% | 3% | 0 | 0% | 1 | 136 | 23 | 0% |

* - P - Priority Club. Cancellation Reasons: 1-Objectives/conduct, 2-Non-active club, 5-Non-existing club, 6-Disbanding, 7-Merger, 8-Financial Suspension, 9-District/Multiple District Dues.

** - Abbreviation: P-President, S-Secretary, T-Treasurer, M-Member Chairperson, VP-First Vice President, MC-Communications Chairperson, SC-Service Chairperson

*** - Abbreviation: N/R - Never reported using the Lions Clubs website, N/A - Not applicable, No password registered for the Lions Clubs website.

**** - Abbreviation: N - New, IP - Immediate Past, R - Repeat.



Club Health Assessment for District 104 E through February 2025

| | | | Status | Membership | | | | | | | Reports | | | | | Finance | | LCIF |
|------------------------------------|------------------------|--------------|---|-----------------------------|-------------------|---------------------|----------------|---|----------------------------|--|-------------------------------------|------------------------------------|------------------------|---|--|-----------------|-----------------------------------|------|
| Club Number | Club Name | Charter Date | | Current Member Count | YTD Members Added | YTD Members Dropped | YTD Net Growth | YTD Net Growth% | Member Count 12 Months Ago | Avg. length of service for dropped members | Months Since Last MMR *** | Yrs. Since Last Officer Report | President Rotation | Vice President Reported **** | Months Since Last Activity Report *** | Account Balance | Donations for current Fiscal Year | |
| | | | Number of times on status quo within last two years | If below 15 members appears | | | | If net loss is greater than 20% appears | | | If no report in 3 months appears in | When more than one year appears in | Number of repeat terms | Notes the officers that do not have an active | If no report at 12 months appears in red | | | |
| Clubs more than two years old | | | | | | | | | | | | | | | | | | |
| 19698 | AREMARK | 12/09/1969 | Active | 17 | 0 | 0 | 0 | 0.00% | 0 | | 7 | | 3 | M,VP,SC | N/A | | | |
| 19697 | ÅS | 03/19/1965 | Active | 34 | 0 | 2 | -2 | -5.56% | 0 | 22 | 0 | | | N | M,SC | 1 | | |
| 46167 | ÅS NORDBY | 05/02/1986 | Active | 2 | 0 | 0 | 0 | 0.00% | 0 | | 7 | | 8 | S,T,M,VP,SC | 24+ | | | |
| 87986 | ÅS/EIKA | 05/05/2005 | Active | 35 | 2 | 0 | 2 | 6.06% | 0 | | 2 | | | N | M | 0 | | |
| 19700 | AURSKOG-HØLAND | 04/23/1968 | Active | 35 | 1 | 1 | 0 | 0.00% | 0 | 5 | 0 | | | R | M,SC | N/A | | |
| 29300 | BÆRUM VEST | 05/16/1974 | Active | 39 | 2 | 2 | 0 | 0.00% | 0 | 18 | 0 | | | N | M,SC | 0 | | |
| 45907 | BÆRUMS VERK-LOMMEDALEN | 03/24/1986 | Active | 20 | 2 | 1 | 1 | 5.26% | 0 | 1 | 0 | | | N | M,SC | 0 | \$1,580.73 | |
| 19651 | BEKKESTUA | 03/15/1965 | Active | 21 | 0 | 4 | -4 | -16.00% | 0 | 27 | 1 | | | | M,VP,SC | 24+ | | |
| 19667 | BERG | 03/26/1973 | Active | 27 | 0 | 1 | -1 | -3.57% | 0 | 12 | 0 | | | N | M,SC | 0 | \$507.24 | |
| 48211 | BORG | 03/01/1988 | Active | 27 | 0 | 2 | -2 | -6.90% | 0 | 27 | 0 | | | N | SC | 22 | | |
| 19701 | BORGE | 03/09/1970 | Active | 20 | 0 | 0 | 0 | 0.00% | 0 | | 5 | | 6 | R | S,M,SC | 11 | | |
| 19702 | DRØBAK | 03/21/1957 | Active | 48 | 5 | 6 | -1 | -2.04% | 0 | 2 | 0 | | 2 | N | M,SC | 0 | \$100.00 | |
| Exc Award (06/30/2023, 06/30/2024) | | | | | | | | | | | | | | | | | | |
| 19655 | EIKSMARKA-HOSLE | 05/05/1958 | Active | 29 | 1 | 5 | -4 | -12.12% | 0 | 9 | 2 | | | N | SC | 1 | \$1,560.73 | |
| 19703 | ENEBAKK | 05/21/1968 | Active | 26 | 2 | 1 | 1 | 4.00% | 0 | 1 | 0 | | | N | M,SC | 0 | | |
| 46845 | FET | 01/12/1987 | Active | 19 | 1 | 3 | -2 | -9.52% | 0 | 12 | 2 | | 2 | N | M,SC | 1 | | |
| 19704 | FREDRIKSTAD | 05/18/1954 | Active | 23 | 1 | 3 | -2 | -8.00% | 0 | 9 | 1 | | 5 | R | M,SC | 21 | \$1,000.04 | |
| 122653 | Fredrikstad Sorgenfri | 06/27/2014 | Active | 13 | 0 | 6 | -6 | -31.58% | 0 | 6 | 6 | | | N | M,SC | 14 | | |
| Exc Award (06/30/2016) | | | | | | | | | | | | | | | | | | |
| 43638 | FREDRIKSTAD/GLEMMEN | 03/12/1984 | Active(1) | 35 | 5 | 4 | 1 | 2.94% | 0 | 13 | 0 | | | N | M,SC | 1 | | |
| 41529 | FROGNER | 06/29/1982 | Active | 33 | 0 | 0 | 0 | 0.00% | 0 | | 0 | | | N | M,SC | 0 | \$1,011.29 | |
| Exc Award (06/30/2023, 06/30/2024) | | | | | | | | | | | | | | | | | | |
| 39633 | GREÅKER | 03/30/1981 | Active | 19 | 1 | 0 | 1 | 5.56% | 0 | | 1 | | | R | M,SC | 20 | | |
| 19705 | HALDEN | 02/14/1955 | Active | 32 | 0 | 3 | -3 | -8.57% | 0 | 20 | 2 | | 3 | N | M,SC | 0 | | |
| 19708 | HOBØL | 05/11/1970 | Active | 30 | 1 | 0 | 1 | 3.45% | 0 | | 2 | | | N | M,SC | 0 | | |



Club Health Assessment for District 104 E through February 2025

| Club Number | Club Name | Charter Date | Status | Membership | | | | | | | Reports | | | | | Finance | LCIF |
|------------------------|----------------------|--------------|---|-----------------------------|-------------------|---------------------|----------------|---|----------------------------|--|-------------------------------------|------------------------------------|------------------------|---|---------------------------------------|-----------------|-----------------------------------|
| | | | | Current Member Count | YTD Members Added | YTD Members Dropped | YTD Net Growth | YTD Net Growth% | Member Count 12 Months Ago | Avg. length of service for dropped members | Months Since Last MMR *** | Yrs. Since Last Officer Report | President Rotation | Vice President Reported **** | Months Since Last Activity Report *** | Account Balance | Donations for current Fiscal Year |
| | | | Number of times on status quo within last two years | If below 15 members appears | | | | If net loss is greater than 20% appears | | | If no report in 3 months appears in | When more than one year appears in | Number of repeat terms | Notes the officers that do not have an active | If no report at 12 months red | | |
| 19710 | HVALER | 06/07/1972 | Active | 30 | 1 | 2 | -1 | -3.23% | 0 | 9 | 3 | | | N | M,SC | 0 | |
| 19659 | KOLSAS- RYKKIN | 03/16/1965 | Active | 32 | 1 | 1 | 0 | 0.00% | 0 | 49 | 3 | | | N | M,SC | 24+ | 90+ Days \$12,271.88 |
| 19711 | KRÅKERØY | 04/17/1973 | Active | 32 | 7 | 4 | 3 | 10.34% | 0 | 16 | 0 | | | N | S,M,SC | 24+ | \$997.58 |
| 34038 | LANGHUS-SIGGERUD | 06/14/1977 | Active | 36 | 2 | 0 | 2 | 5.88% | 0 | | 0 | | | N | SC | 0 | |
| 19660 | LILLESTRØM | 05/25/1965 | Active | 23 | 3 | 0 | 3 | 15.00% | 0 | | 2 | | 2 | | M,VP,SC | 20 | \$780.37 |
| 19662 | LØRENSKOG | 05/19/1970 | Active | 18 | 0 | 1 | -1 | -5.26% | 0 | 1 | 2 | | | N | M,SC | 1 | |
| 56604 | LØRENSKOG/FJELLHAMAR | 03/06/1995 | Active | 36 | 0 | 0 | 0 | 0.00% | 0 | | 3 | | | N | M | 0 | \$3,000.00 |
| 39061 | LØRENSKOG/ØST | 11/26/1980 | Active | 26 | 1 | 3 | -2 | -7.14% | 0 | 35 | 1 | | | | M,VP | 0 | \$900.00 |
| 43507 | LØRENSKOG/VEST | 02/14/1984 | Active | 18 | 0 | 1 | -1 | -5.26% | 0 | 31 | 6 | | | IP | M | 0 | \$2,341.10 |
| Exc Award (06/30/2018) | | | | | | | | | | | | | | | | | |
| 19713 | MARKER | 01/20/1965 | Active | 25 | 3 | 2 | 1 | 4.17% | 0 | 6 | 1 | | 2 | R | M,SC | 12 | |
| 19714 | MOSS | 01/12/1962 | Active | 25 | 1 | 3 | -2 | -7.41% | 0 | 12 | 0 | | | N | M,SC | 4 | \$4,267.08 |
| 19715 | MYSEN | 01/16/1968 | Active | 28 | 0 | 2 | -2 | -6.67% | 0 | 11 | 0 | | | N | M,SC | 10 | |
| 19716 | NESODDEN | 03/17/1966 | Active | 32 | 0 | 2 | -2 | -5.88% | 0 | 28 | 4 | | 2 | R | M,SC | 10 | |
| 19665 | NITTEDAL | 01/12/1971 | Active | 15 | 1 | 1 | 0 | 0.00% | 0 | 24 | 1 | | 2 | | M,VP,SC | 12 | |
| 19718 | ONSØY | 03/25/1968 | Active | 12 | 1 | 6 | -5 | -29.41% | 0 | 25 | 0 | | | N | M,SC | N/A | \$171.68 |
| 19719 | OPPEGÅRD | 09/26/1963 | Active | 24 | 1 | 0 | 1 | 4.35% | 0 | | 2 | | | N | SC | 10 | |
| 19666 | OSLO/ | 05/11/1949 | Active | 8 | 0 | 1 | -1 | -11.11% | 0 | 24 | 2 | | 3 | | M,VP,SC | 8 | |
| 19670 | OSLO/BEKKELAGET | 01/14/1965 | Active | 38 | 3 | 0 | 3 | 8.57% | 0 | | 0 | | | N | SC | 11 | |
| 19687 | OSLO/BJERKE | 03/16/1973 | Active | 18 | 0 | 0 | 0 | 0.00% | 0 | | 3 | | | R | M,SC | 24+ | |
| 19673 | OSLO/BØLER | 05/15/1968 | Active | 5 | 0 | 2 | -2 | -28.57% | 0 | 37 | 2 | | 4 | | M,VP,SC | 22 | |
| 19653 | OSLO/BRYN | 05/10/1962 | Active | 22 | 2 | 2 | 0 | 0.00% | 0 | 5 | 2 | | | R | M,SC | 0 | |
| 19675 | OSLO/BYGDØY | 05/02/1957 | Active | 40 | 1 | 0 | 1 | 2.56% | 0 | | 4 | | | N | M,SC | 24+ | |
| 19672 | OSLO/EKEBERG | 04/06/1970 | Active | 24 | 0 | 0 | 0 | 0.00% | 0 | | 0 | | | N | SC | 2 | \$1,716.80 |
| 19695 | OSLO/GREFSEN | 04/21/1960 | Active | 17 | 0 | 1 | -1 | -5.56% | 0 | 3 | 7 | | | N | SC | 13 | |



Club Health Assessment for District 104 E through February 2025

| | | | Status | Membership | | | | | | | Reports | | | | | Finance | | LCIF |
|------------------------|-----------------------|--------------|---|-----------------------------|-------------------|---------------------|----------------|---|----------------------------|--|-------------------------------------|------------------------------------|------------------------|------------------------------|---|--|-----------------------------------|------------|
| Club Number | Club Name | Charter Date | | Current Member Count | YTD Members Added | YTD Members Dropped | YTD Net Growth | YTD Net Growth% | Member Count 12 Months Ago | Avg. length of service for dropped members | Months Since Last MMR *** | Yrs. Since Last Officer Report | President Rotation | Vice President Reported **** | Months Since Last Activity Report *** | Account Balance | Donations for current Fiscal Year | |
| | | | Number of times on status quo within last two years | If below 15 members appears | | | | If net loss is greater than 20% appears | | | If no report in 3 months appears in | When more than one year appears in | Number of repeat terms | | Notes the officers that do not have an active | If no report at 12 months appears in red | | |
| Exc Award (06/30/2016) | | | | | | | | | | | | | | | | | | |
| 19686 | OSLO/GRORUD | 03/02/1970 | Active | 17 | 1 | 2 | -1 | -5.56% | 0 | 11 | 1 | | | R | M,SC | 10 | | |
| 49968 | OSLO/GRÜNERLØKKA | 11/14/1989 | Active | 6 | 0 | 1 | -1 | -14.29% | 0 | 7 | 6 | | None | | P,S,M,VP,SC | N/A | | |
| 19674 | OSLO/HAUKETO | 01/13/1969 | Active | 13 | 0 | 1 | -1 | -7.14% | 0 | 39 | 4 | | 13 | | VP,SC | 21 | | \$999.78 |
| 19669 | OSLO/HØYBRATEN | 10/06/1972 | Active | 34 | 1 | 4 | -3 | -8.11% | 0 | 28 | 0 | | | N | M,SC | 11 | | |
| 29964 | OSLO/LILLEAKER | 11/22/1974 | Active | 41 | 3 | 3 | 0 | 0.00% | 0 | 7 | 1 | | | N | M,SC | N/A | | |
| 60703 | OSLO/MAUD | 04/27/1998 | Active | 21 | 1 | 0 | 1 | 5.00% | 0 | | 0 | | | IP | M | 0 | | \$3,433.61 |
| 19679 | OSLO/NORDBERG | 02/11/1965 | Active | 20 | 3 | 3 | 0 | 0.00% | 0 | 17 | 0 | | | R | M,SC | 24+ | | |
| 19680 | OSLO/NORDSTRAND | 04/21/1959 | Active | 45 | 1 | 3 | -2 | -4.26% | 0 | 3 | 1 | | | N | M,SC | 17 | | |
| 19681 | OSLO/ORMSUND | 08/10/1965 | Active | 20 | 1 | 0 | 1 | 5.26% | 0 | | 0 | | 5 | N | M,SC | 9 | | \$1,560.73 |
| 19683 | OSLO/RØA | 04/25/1961 | Active | 8 | 0 | 2 | -2 | -20.00% | 0 | 16 | 1 | | | N | M,SC | 24+ | | |
| 31861 | OSLO/RUSTAD | 03/17/1976 | Active | 12 | 0 | 2 | -2 | -14.29% | 0 | 24 | 1 | | 3 | R | M,SC | 13 | | \$780.37 |
| 19691 | OSLO/SLEMDAL | 10/26/1961 | Active | 34 | 2 | 5 | -3 | -8.11% | 0 | 18 | 0 | | | N | M,SC | 0 | | |
| 30606 | OSLO/STOVNER | 04/11/1975 | Active | 5 | 0 | 0 | 0 | 0.00% | 0 | | 7 | | 4 | R | SC | 24+ | | |
| 19688 | OSLO/TVEITA-VÅLERENGA | 09/15/1970 | Active | 12 | 1 | 3 | -2 | -14.29% | 0 | 8 | 1 | | | IP | S,M,SC | 22 | | |
| 32963 | RÆLINGEN | 11/04/1976 | Active | 15 | 1 | 0 | 1 | 7.14% | 0 | | 1 | | 4 | R | SC | 13 | | |
| 19721 | RAKKESTAD | 04/25/1963 | Active | 49 | 1 | 2 | -1 | -2.00% | 0 | 42 | 0 | | | N | M | 2 | | |
| 30444 | ROLVSØY | 03/21/1975 | Active | 21 | 5 | 1 | 4 | 23.53% | 0 | 2 | 0 | | 2 | N | SC | 13 | | \$312.15 |
| 19722 | RYGGE | 05/10/1968 | Active | 12 | 0 | 1 | -1 | -7.69% | 0 | 15 | 5 | | 4 | R | S,M,SC | 10 | | |
| 19724 | SARPSBORG/TUNE | 04/28/1960 | Active | 4 | 2 | 20 | -18 | -81.82% | 0 | 24 | 2 | | None | | P,T,M,VP,SC | 24+ | | |
| 19690 | SKEDSMO | 05/13/1970 | Active | 29 | 0 | 0 | 0 | 0.00% | 0 | | 5 | | | | M,VP,SC | 24+ | | |
| 19726 | SKI | 09/20/1960 | Active | 29 | 0 | 3 | -3 | -9.38% | 0 | 11 | 1 | | 3 | R | M,SC | 0 | | |
| 19727 | SKIPTVET | 11/24/1969 | Active | 23 | 3 | 0 | 3 | 15.00% | 0 | | 0 | | 2 | N | M,SC | 15 | | |
| 19728 | SKJEBERG | 03/28/1969 | Active | 34 | 4 | 1 | 3 | 9.68% | 0 | 2 | 0 | | | N | S,M,SC | 0 | | |
| 19692 | SNARØYA-FORNEBU | 03/04/1971 | Active | 30 | 1 | 3 | -2 | -6.25% | 0 | 6 | 1 | | 2 | R | M,SC | 1 | | |



Club Health Assessment for District 104 E through February 2025

| Club Number | Club Name | Charter Date | Status | Membership | | | | | | | Reports | | | | | Finance | LCIF |
|-------------|-----------|--------------|---|-----------------------------|-------------------|---------------------|----------------|---|----------------------------|--|-------------------------------------|------------------------------------|------------------------|---|--|-----------------|-----------------------------------|
| | | | | Current Member Count | YTD Members Added | YTD Members Dropped | YTD Net Growth | YTD Net Growth% | Member Count 12 Months Ago | Avg. length of service for dropped members | Months Since Last MMR *** | Yrs. Since Last Officer Report | President Rotation | Vice President Reported **** | Months Since Last Activity Report *** | Account Balance | Donations for current Fiscal Year |
| | | | Number of times on status quo within last two years | If below 15 members appears | | | | If net loss is greater than 20% appears | | | If no report in 3 months appears in | When more than one year appears in | Number of repeat terms | Notes the officers that do not have an active | If no report at 12 months appears in red | | |
| 19656 | SØRUM | 05/10/1968 | Active | 20 | 1 | 2 | -1 | -4.76% | 0 | 40 | 0 | | | N | T,M,SC | 16 | \$1,000.05 |
| 30164 | SPYDEBERG | 01/29/1975 | Active | 28 | 3 | 6 | -3 | -9.68% | 0 | 27 | 0 | | | | M,VP,SC | 5 | |
| 19694 | STRØMMEN | 04/07/1970 | Active | 19 | 2 | 3 | -1 | -5.00% | 0 | 20 | 0 | | | N | M,SC | 24+ | \$3,366.34 |
| 34668 | TRØGSTAD | 11/09/1977 | Active | 24 | 0 | 0 | 0 | 0.00% | 0 | | 1 | | | N | M,SC | 10 | |
| 19733 | VÅLER | 03/12/1970 | Active | 10 | 2 | 0 | 2 | 25.00% | 0 | | 0 | | | | M,VP,SC | 12 | |
| 39286 | VARTEIG | 01/20/1981 | Active | 9 | 1 | 4 | -3 | -25.00% | 0 | 28 | 0 | | 4 | | M,VP | 2 | |
| 19734 | VESTBY | 04/29/1966 | Active | 17 | 2 | 2 | 0 | 0.00% | 0 | 1 | 0 | | 3 | | M,VP,SC | 11 | \$234.29 |

Clubs Cancelled Previous Fiscal Year – Clubs Cancelled within last 12 months may be reinstated

| Club Number | Club Name | Charter Date | Current Status* | Cancellation Date |
|-------------|-----------------------|--------------|-----------------|-------------------|
| 53705 | FREDRIKSTAD/GAMLEBYEN | 09/24/1992 | Cancelled(7*) | 07/29/2023 |

| Current Total Clubs Count | YTD New Clubs Count | YTD Cancelled Clubs Count | YTD Net Club Gain | Current Total Members Count | YTD Add | YTD Drop | YTD Net Growth | YTD Net Growth % | Member Count 12 Months Ago | Average Member Count Per Club | % of Clubs with less than 20 members | % No MMR in 3 Months | % No Officer Report in 12 Months | % of Clubs with balance 90+ days | Number of Clubs in Status Quo | % Status Quo Clubs in Financial Suspension | Number of Cancelled Clubs | Average Cancelled Club Age | Members Lost Due to Cancellation | % of Clubs Cancelled for Non-Financial Reasons |
|---------------------------|---------------------|---------------------------|-------------------|-----------------------------|---------|----------|----------------|------------------|----------------------------|-------------------------------|--------------------------------------|----------------------|----------------------------------|----------------------------------|-------------------------------|--|---------------------------|----------------------------|----------------------------------|--|
| 77 | 0 | 0 | 0 | 1,829 | 94 | 155 | -61 | -3.23% | 0 | 24 | 35% | 22% | 0% | 3% | 0 | 0% | 0 | 0 | 0 | 0% |

* - P - Priority Club. Cancellation Reasons: 1-Objectives/conduct, 2-Non-active club, 5-Non-existing club, 6-Disbanding, 7-Merger, 8-Financial Suspension, 9-District/Multiple District Dues.

** - Abbreviation: P-President, S-Secretary, T-Treasurer, M-Member Chairperson, VP-First Vice President, MC-Communications Chairperson, SC-Service Chairperson

*** - Abbreviation: N/R - Never reported using the Lions Clubs website, N/A - Not applicable, No password registered for the Lions Clubs website.

**** - Abbreviation: N - New, IP - Immediate Past, R - Repeat.




Club Health Assessment for District 106 A through February 2025

| Club Number | Club Name | Charter Date | Status | Membership | | | | | | | Reports | | | | | Finance | LCIF |
|--------------------------------------|---------------------|--------------|---|-----------------------------|-------------------|---------------------|----------------|---|----------------------------|--|-------------------------------------|------------------------------------|------------------------|---|---------------------------------------|-----------------|-----------------------------------|
| | | | | Current Member Count | YTD Members Added | YTD Members Dropped | YTD Net Growth | YTD Net Growth% | Member Count 12 Months Ago | Avg. length of service for dropped members | Months Since Last MMR *** | Yrs. Since Last Officer Report | President Rotation | Vice President Reported **** | Months Since Last Activity Report *** | Account Balance | Donations for current Fiscal Year |
| | | | Number of times on status quo within last two years | If below 15 members appears | | | | If net loss is greater than 20% appears | | | If no report in 3 months appears in | When more than one year appears in | Number of repeat terms | Notes the officers that do not have an active | If no report at 12 months red | | |
| Clubs more than two years old | | | | | | | | | | | | | | | | | |
| 34314 | ALLERØD | 07/18/1977 | Active | 10 | 0 | 1 | -1 | -9.09% | 0 | 43 | 2 | | | IP | M,SC | N/A | |
| 51415 | AMMASSALIK | 03/12/1991 | Active | 1 | 0 | 1 | -1 | -50.00% | 0 | 33 | 4 | | None | | P,S,T,M,VP SC | N/R | |
| 20162 | BRONDBY | 05/22/1964 | Active | 9 | 1 | 1 | 0 | 0.00% | 0 | 1 | 4 | | None | | P,S,T,M,VP SC | N/A | |
| 20164 | COPENHAGEN | 06/07/1950 | Active | 13 | 0 | 1 | -1 | -7.14% | 0 | 28 | 0 | | 3 | N | M,SC | N/R | |
| 20167 | COPENHAGEN CENTRUM | 02/10/1959 | Active | 0 | 0 | 4 | -4 | -100.00% | 0 | 29 | 1 | | None | | P,S,T,M,VP SC | N/R | |
| 20171 | COPENHAGEN ØSTERBRO | 04/21/1959 | Active | 11 | 1 | 2 | -1 | -8.33% | 0 | 2 | 3 | | None | | P,S,T,M,VP SC | N/R | |
| 20170 | COPENHAGEN VALBY | 11/27/1957 | Active | 2 | 0 | 0 | 0 | 0.00% | 0 | | 1 | | 2 | | M,VP,SC | 1 | |
| 36589 | DIANALUND | 02/07/1979 | Active | 11 | 0 | 1 | -1 | -8.33% | 0 | 46 | 4 | | None | | P,S,T,M,VP SC | N/A | |
| 20172 | DRAGOR | 03/11/1964 | Active | 14 | 2 | 1 | 1 | 7.69% | 0 | 2 | 3 | | 2 | | S,VP | 24+ | |
| 51143 | DRAGSHOLM | 12/27/1990 | Active | 21 | 2 | 1 | 1 | 5.00% | 0 | 0 | 1 | | | IP | SC | 9 | \$50.00 |
| 20328 | EGEDAL | 08/21/1972 | Active | 12 | 1 | 1 | 0 | 0.00% | 0 | 3 | 0 | | None | | P,S,M,VP,SC | N/A | |
| 20306 | EYSTUROY | 08/22/1969 | Active | 12 | 1 | 0 | 1 | 9.09% | 0 | | 2 | | None | | P,S,T,M,VP SC | N/R | |
| 20314 | FREDERIKSBORG | 05/07/1962 | Active | 18 | 1 | 5 | -4 | -18.18% | 0 | 20 | 1 | | | N | M | N/R | |
| 20304 | FREDERIKSVAERK | 03/01/1965 | Active | 8 | 1 | 0 | 1 | 14.29% | 0 | | 3 | | None | | P,S,T,M,VP SC | N/A | |
| 20175 | FUGLEBJERG | 07/26/1973 | Active | 13 | 0 | 0 | 0 | 0.00% | 0 | | 15 | | None | | P,S,T,M,VP SC | N/A | |
| 20331 | FURESO | 12/08/1964 | Active | 6 | 1 | 1 | 0 | 0.00% | 0 | 1 | 2 | | 5 | N | M,SC | N/A | |
| 20327 | GLADSAXE | 03/07/1966 | Active | 18 | 2 | 3 | -1 | -5.26% | 0 | 18 | 1 | | | N | | N/A | \$693.00 |
| 20177 | GREVE | 09/28/1965 | Active | 8 | 0 | 0 | 0 | 0.00% | 0 | | 0 | | | | VP,SC | N/R | |
| 20315 | GRIBSKOV | 04/17/1967 | Active | 15 | 1 | 2 | -1 | -6.25% | 0 | 6 | 0 | | None | | P,S,T,M,VP SC | N/A | |
| 20174 | HASLEV | 09/16/1969 | Active | 8 | 0 | 0 | 0 | 0.00% | 0 | | 16 | | None | | P,S,T,M,VP SC | N/A | |
| 64250 | HEDELAND | 05/08/2001 | Active | 6 | 0 | 0 | 0 | 0.00% | 0 | | 0 | | 11 | N | M,SC | N/A | |
| 20302 | HELLERUP | 11/22/1955 | Active | 32 | 0 | 2 | -2 | -5.88% | 0 | 20 | 1 | | 2 | R | M,SC | 2 | \$4,943.11 |
| 20309 | HERLEV | 04/10/1962 | Active | 24 | 2 | 1 | 1 | 4.35% | 0 | 2 | 1 | | None | | P,S,T,M,VP SC | N/R | |
| 38332 | HONG | 04/29/1980 | Active | 20 | 1 | 1 | 0 | 0.00% | 0 | 5 | 0 | | | N | SC | N/A | |



Club Health Assessment for District 106 A through February 2025

|  | | | Status | Membership | | | | | | | Reports | | | | | Finance | | LCIF |
|--|----------------------|--------------|---|-----------------------------|-------------------|---------------------|----------------|---|----------------------------|--|-------------------------------------|------------------------------------|------------------------|------------------------------|---|--|-----------------------------------|------------|
| Club Number | Club Name | Charter Date | | Current Member Count | YTD Members Added | YTD Members Dropped | YTD Net Growth | YTD Net Growth% | Member Count 12 Months Ago | Avg. length of service for dropped members | Months Since Last MMR *** | Yrs. Since Last Officer Report | President Rotation | Vice President Reported **** | Months Since Last Activity Report *** | Account Balance | Donations for current Fiscal Year | |
| | | | Number of times on status quo within last two years | If below 15 members appears | | | | If net loss is greater than 20% appears | | | If no report in 3 months appears in | When more than one year appears in | Number of repeat terms | | Notes the officers that do not have an active | If no report at 12 months appears in red | | |
| 29226 | HUNDESTED | 04/30/1974 | Active | 14 | 0 | 2 | -2 | -12.50% | 0 | 5 | 4 | | None | | P,S,T,M,VP SC | N/A | | |
| 20180 | HVIDOVRE | 10/03/1963 | Active | 15 | 0 | 1 | -1 | -6.25% | 0 | 3 | 1 | | 3 | | S,M,VP,SC | N/A | | |
| 46061 | ILULISSAT JACOBHAVN | 04/18/1986 | Active | 26 | 4 | 0 | 4 | 18.18% | 0 | | 0 | | | N | T,M,SC | N/R | | |
| 20199 | ISHØJ | 10/05/1971 | Active | 15 | 1 | 3 | -2 | -11.76% | 0 | 5 | 0 | | 2 | N | | 24+ | | \$555.58 |
| 50090 | JERNLOSE | 01/08/1990 | Active | 13 | 0 | 0 | 0 | 0.00% | 0 | | 16 | | None | | P,S,T,M,VP SC | N/R | | |
| 58384 | JYLLINGE | 06/04/1996 | Active | 6 | 0 | 0 | 0 | 0.00% | 0 | | 16 | | None | | P,S,T,M,VP SC | N/A | | |
| 28230 | KALUNDBORG | 03/29/1974 | P- Active | 12 | 0 | 1 | -1 | -7.69% | 0 | 24 | 6 | | None | | P,S,T,M,VP SC | N/R | | |
| 35602 | KARLSLUNDE | 05/03/1978 | Active | 2 | 0 | 0 | 0 | 0.00% | 0 | | 0 | | 8 | | VP | 1 | | \$417.55 |
| 20181 | KASTRUP TARNBY | 03/11/1963 | Active | 7 | 0 | 1 | -1 | -12.50% | 0 | 37 | 6 | | None | | P,S,T,M,VP SC | N/R | | |
| 35078 | KLAKSVIK | 02/27/1978 | Active | 1 | 0 | 0 | 0 | 0.00% | 0 | | 96 | | None | | P,S,T,M,VP SC | N/A | | |
| 20182 | KOGE | 03/09/1967 | Active | 16 | 0 | 1 | -1 | -5.88% | 0 | 7 | 0 | | | N | M,SC | N/A | | \$2,696.82 |
| 20183 | KORSOR | 06/02/1967 | Active | 12 | 0 | 0 | 0 | 0.00% | 0 | | 16 | | | | M,VP,SC | N/A | | |
| 37848 | LANGENBAEK | 12/10/1979 | Active | 22 | 0 | 2 | -2 | -8.33% | 0 | 45 | 2 | | | N | | N/A | | |
| 49839 | LEJRE | 09/05/1989 | Active | 10 | 0 | 0 | 0 | 0.00% | 0 | | 16 | | None | | P,S,T,M,VP SC | 24+ | | \$695.91 |
| 108469 | LILJAN TØRSHAVN | 05/25/2010 | Active | 14 | 0 | 0 | 0 | 0.00% | 0 | | 14 | | None | | P,S,T,M,VP SC | N/R | | |
| 20184 | MARIBO | 02/02/1966 | Active | 7 | 0 | 1 | -1 | -12.50% | 0 | 5 | 1 | | | N | SC | N/A | | |
| 20185 | MON | 06/12/1967 | Active | 20 | 2 | 0 | 2 | 11.11% | 0 | | 0 | | 2 | N | M,SC | N/R | | \$1,087.50 |
| 20186 | NAESTVED | 09/11/1962 | Active | 5 | 0 | 2 | -2 | -28.57% | 0 | 7 | 4 | | 3 | | T,M,VP,SC | N/R | | |
| 20179 | NAESTVED HERLUFSHOLM | 01/04/1972 | Active | 1 | 0 | 2 | -2 | -66.67% | 0 | 14 | 1 | | None | | P,S,T,M,VP SC | N/A | | |
| 20187 | NAKSKOV | 06/28/1967 | Active | 29 | 3 | 3 | 0 | 0.00% | 0 | 25 | 0 | | None | | P,S,T,M,VP SC | N/R | | |
| 46059 | NORRE ALSLEV | 04/16/1986 | Active | 15 | 1 | 0 | 1 | 7.14% | 0 | | 0 | | 2 | N | M,VP,SC | N/R | | |
| Exc Award (06/30/2018) | | | | | | | | | | | | | | | | | | |
| 35216 | NUUK | 03/20/1978 | Active | 12 | 0 | 2 | -2 | -14.29% | 0 | 5 | 1 | | None | | P,S,T,M,VP SC | N/R | | |
| 20188 | NYKOBING | 02/06/1964 | Active | 9 | 2 | 0 | 2 | 28.57% | 0 | | 0 | | None | | P,S,T,M,VP SC | N/R | | |
| 58393 | NYSTED | 06/03/1996 | Active | 18 | 0 | 2 | -2 | -10.00% | 0 | 18 | 0 | | 2 | N | M,VP,SC | N/R | | \$513.91 |



Club Health Assessment for District 106 A through February 2025

| | | | Status | Membership | | | | | | | Reports | | | | | Finance | | LCIF |
|-------------|----------------------|--------------|---|-----------------------------|-------------------|---------------------|----------------|---|----------------------------|--|-------------------------------------|------------------------------------|------------------------|------------------------------|---|-------------------------------|-----------------------------------|------------|
| Club Number | Club Name | Charter Date | | Current Member Count | YTD Members Added | YTD Members Dropped | YTD Net Growth | YTD Net Growth% | Member Count 12 Months Ago | Avg. length of service for dropped members | Months Since Last MMR *** | Yrs. Since Last Officer Report | President Rotation | Vice President Reported **** | Months Since Last Activity Report *** | Account Balance | Donations for current Fiscal Year | |
| | | | Number of times on status quo within last two years | If below 15 members appears | | | | If net loss is greater than 20% appears | | | If no report in 3 months appears in | When more than one year appears in | Number of repeat terms | | Notes the officers that do not have an active | If no report at 12 months red | | |
| 20322 | ODSHERRED | 08/03/1971 | Active | 14 | 0 | 1 | -1 | -6.67% | 0 | 9 | 5 | | None | | P,S,T,M,VP SC | N/A | | |
| 63123 | OSTBORNHOLM | 05/04/2000 | Active | 10 | 0 | 0 | 0 | 0.00% | 0 | | 8 | | None | | P,S,T,M,VP SC | N/A | | |
| 31573 | PRAESTO FLADSA | 01/16/1976 | Active | 14 | 1 | 0 | 1 | 7.69% | 0 | | 4 | | 4 | N | M,SC | N/A | | |
| 47433 | QAQORTOQ | 06/11/1987 | Active | 6 | 0 | 3 | -3 | -33.33% | 0 | 4 | 1 | | None | | P,S,T,M,VP SC | N/R | | |
| 31574 | RAMSO | 01/20/1976 | Active | 10 | 1 | 0 | 1 | 11.11% | 0 | | 1 | | | | VP | N/R | | \$695.91 |
| 20191 | RINGSTED | 05/20/1959 | Active | 19 | 0 | 0 | 0 | 0.00% | 0 | | 0 | | 2 | N | T,M | N/R | | \$2,934.45 |
| 30889 | RINGSTED KNUD LAVARD | 06/06/1975 | Active | 22 | 1 | 4 | -3 | -12.00% | 0 | 10 | 5 | | | N | S,T,M,SC | N/R | | \$1,948.54 |
| 20190 | RONNE | 04/06/1967 | Active | 21 | 2 | 2 | 0 | 0.00% | 0 | 36 | 1 | | 2 | N | M,SC | N/A | | |
| 107009 | ROSKILDE ABSALON | 12/09/2009 | Active | 8 | 4 | 1 | 3 | 60.00% | 0 | 15 | 1 | | | | M,VP,SC | 0 | | |
| 20192 | SAKSKOBING | 11/26/1962 | Active | 15 | 0 | 0 | 0 | 0.00% | 0 | | 22 | | None | | P,S,T,M,VP SC | N/A | | |
| 48545 | SISIMIUT | 05/02/1988 | Active | 12 | 0 | 0 | 0 | 0.00% | 0 | | 15 | | None | | P,S,T,M,VP SC | N/R | | |
| 34464 | SKAELSKOR | 09/14/1977 | Active | 17 | 0 | 0 | 0 | 0.00% | 0 | | 1 | | | N | | N/R | | |
| 20193 | SLAGELSE | 12/07/1962 | Active | 19 | 1 | 1 | 0 | 0.00% | 0 | 14 | 2 | | | | M,VP,SC | N/A | | |
| 20326 | SOLLEROD | 01/17/1957 | Active | 12 | 0 | 3 | -3 | -20.00% | 0 | 21 | 2 | | | N | M,SC | N/A | | |
| 20195 | SOLROD | 09/27/1972 | Active | 6 | 0 | 1 | -1 | -14.29% | 0 | 38 | 6 | | 2 | N | S,M,SC | 24+ | | |
| 20194 | SORO | 08/21/1972 | Active | 20 | 1 | 0 | 1 | 5.26% | 0 | | 7 | | None | | P,S,T,M,VP SC | N/A | | |
| 20196 | STEVNS | 02/16/1973 | Active | 19 | 2 | 1 | 1 | 5.56% | 0 | 8 | 0 | | | | M,VP,SC | N/A | | \$1,319.49 |
| 46168 | SUDUROY | 05/09/1986 | Active | 40 | 3 | 3 | 0 | 0.00% | 0 | 17 | 0 | | None | | P,S,T,M,VP SC | N/A | | |
| 32819 | SUSA | 10/11/1976 | Active | 18 | 1 | 1 | 0 | 0.00% | 0 | 48 | 0 | | None | | P,S,T,M,VP SC | N/R | | |
| 37547 | SVINNINGE | 09/24/1979 | Active | 13 | 0 | 0 | 0 | 0.00% | 0 | | 16 | | None | | P,S,T,M,VP SC | N/A | | |
| 20197 | SYDFALSTER | 05/02/1973 | Active | 9 | 0 | 1 | -1 | -10.00% | 0 | 28 | 0 | | 4 | | S,T,M,VP,SC | N/R | | |
| 59798 | SYDLOLLAND | 06/27/1997 | Active | 17 | 0 | 0 | 0 | 0.00% | 0 | | 10 | | None | | P,S,T,M,VP SC | N/R | | |
| 20198 | TASTRUP | 09/15/1966 | Active | 6 | 0 | 1 | -1 | -14.29% | 0 | 27 | 6 | | 9 | | M,VP,SC | N/A | | |
| 120273 | Tindur Skarvanes | 09/04/2013 | Active | 36 | 0 | 5 | -5 | -12.20% | 0 | 13 | 5 | | None | | P,S,T,M,VP SC | N/A | | |
| 44864 | TOLLOSE | 04/29/1985 | Active | 17 | 1 | 3 | -2 | -10.53% | 0 | 17 | 0 | | None | N | P,M | N/A | | \$1,322.22 |



Club Health Assessment for District 106 A through February 2025

INTERNATIONAL

| Club Number | Club Name | Charter Date | Status | Membership | | | | | | Reports | | | | | Finance | LCIF | |
|-------------|-------------|--------------|---|-----------------------------|-------------------|---------------------|----------------|---|----------------------------|--|-------------------------------------|------------------------------------|------------------------|---|--|-----------------|-----------------------------------|
| | | | | Current Member Count | YTD Members Added | YTD Members Dropped | YTD Net Growth | YTD Net Growth% | Member Count 12 Months Ago | Avg. length of service for dropped members | Months Since Last MMR *** | Yrs. Since Last Officer Report | President Rotation | Vice President Reported **** | Months Since Last Activity Report *** | Account Balance | Donations for current Fiscal Year |
| | | | Number of times on status quo within last two years | If below 15 members appears | | | | If net loss is greater than 20% appears | | | If no report in 3 months appears in | When more than one year appears in | Number of repeat terms | Notes the officers that do not have an active | If no report at 12 months appears in red | | |
| 32744 | TORNVED | 09/07/1976 | Active | 4 | 0 | 0 | 0 | 0.00% | 0 | | 9 | | None | P,S,T,M,VP SC | N/A | | |
| 20330 | TORSHAVN | 09/28/1966 | Active | 48 | 1 | 0 | 1 | 2.13% | 0 | | 4 | | | N | M,SC | N/R | |
| 20200 | TUNE | 05/25/1973 | Active | 14 | 1 | 1 | 0 | 0.00% | 0 | 14 | 2 | | 2 | | T,M,VP,SC | N/R | |
| 45791 | VAGAR | 02/11/1986 | Active | 31 | 2 | 0 | 2 | 6.90% | 0 | | 6 | | 2 | N | S,T,M,VP,SC | N/A | |
| 20201 | VALLENSBAEK | 12/26/1969 | Active | 15 | 0 | 0 | 0 | 0.00% | 0 | | 4 | | | N | M,SC | N/R | |
| 20333 | VIRUM | 02/15/1968 | Active | 6 | 0 | 0 | 0 | 0.00% | 0 | | 8 | | None | | P,S,T,M,VP SC | N/A | |
| 20203 | VORDINGBORG | 03/25/1965 | Active | 11 | 3 | 0 | 3 | 37.50% | 0 | | 4 | | None | | P,S,T,M,VP SC | N/R | |

Clubs Cancelled Previous Fiscal Year – Clubs Cancelled within last 12 months may be reinstated

| Club Number | Club Name | Charter Date | Current Status* | Cancellation Date |
|-------------|------------------------|--------------|-----------------|-------------------|
| 20308 | FREDENSBORG | 02/12/1969 | Cancelled(7*) | 04/29/2024 |
| 20319 | KARLEBO | 07/10/1970 | Cancelled(6*) | 12/29/2023 |
| 53581 | NORRE ALSLEV HELENERNE | 08/11/1992 | Cancelled(6*) | 12/29/2023 |
| 38333 | SKOVLUNDE | 04/29/1980 | Cancelled(6*) | 12/29/2023 |
| 97684 | SLAGELSE DAISY | 09/06/2006 | Cancelled(6*) | 12/29/2023 |

| Current Total Clubs Count | YTD New Clubs Count | YTD Cancelled Clubs Count | YTD Net Club Gain | Current Total Members Count | YTD Add | YTD Drop | YTD Net Growth | YTD Net Growth % | Member Count 12 Months Ago | Average Member Count Per Club | % of Clubs with less than 20 members | % No MMR in 3 Months | % No Officer Report in 12 Months | % of Clubs with balance 90+ days | Number of Clubs in Status Quo | % Status Quo Clubs in Financial Suspension | Number of Cancelled Clubs | Average Cancelled Club Age | Members Lost Due to Cancellation | % of Clubs Cancelled for Non-Financial Reasons |
|---------------------------|---------------------|---------------------------|-------------------|-----------------------------|---------|----------|----------------|------------------|----------------------------|-------------------------------|--------------------------------------|----------------------|----------------------------------|----------------------------------|-------------------------------|--|---------------------------|----------------------------|----------------------------------|--|
| 80 | 0 | 0 | 0 | 1,122 | 55 | 84 | -29 | -2.52% | 0 | 14 | 81% | 45% | 0% | 0% | 0 | 0% | 0 | 0 | 0 | 0% |

* - P - Priority Club. Cancellation Reasons: 1-Objectives/conduct, 2-Non-active club, 5-Non-existing club, 6-Disbanding, 7-Merger, 8-Financial Suspension, 9-District/Multiple District Dues.

** - Abbreviation: P-President, S-Secretary, T-Treasurer, M-Member Chairperson, VP-First Vice President, MC-Communications Chairperson, SC-Service Chairperson

*** - Abbreviation: N/R - Never reported using the Lions Clubs website, N/A - Not applicable, No password registered for the Lions Clubs website.

**** - Abbreviation: N - New, IP - Immediate Past, R - Repeat.



Club Health Assessment for District 106 B through February 2025

| | | | Status | Membership | | | | | | | Reports | | | | | Finance | | LCIF |
|-------------------------------|-------------------------------|--------------|---|-----------------------------|-------------------|---------------------|----------------|---|----------------------------|--|-------------------------------------|------------------------------------|------------------------|---|--|-----------------|-----------------------------------|------|
| Club Number | Club Name | Charter Date | | Current Member Count | YTD Members Added | YTD Members Dropped | YTD Net Growth | YTD Net Growth% | Member Count 12 Months Ago | Avg. length of service for dropped members | Months Since Last MMR *** | Yrs. Since Last Officer Report | President Rotation | Vice President Reported **** | Months Since Last Activity Report *** | Account Balance | Donations for current Fiscal Year | |
| | | | Number of times on status quo within last two years | If below 15 members appears | | | | If net loss is greater than 20% appears | | | If no report in 3 months appears in | When more than one year appears in | Number of repeat terms | Notes the officers that do not have an active | If no report at 12 months appears in red | | | |
| Clubs more than two years old | | | | | | | | | | | | | | | | | | |
| 20208 | AABYBRO | 02/25/1972 | P- Active | 27 | 2 | 1 | 1 | 3.85% | 0 | 2 | 0 | | | N | N/A | | | |
| 20204 | AALBORG | 12/16/1953 | Active | 29 | 0 | 1 | -1 | -3.33% | 0 | 1 | 2 | | None | P,S,T,M,VP SC | N/A | | | |
| 20205 | AALBORG BUDOLFI | 08/21/1963 | Active | 13 | 1 | 1 | 0 | 0.00% | 0 | 55 | 5 | | None | N P,T,M,SC | N/A | | | |
| 49133 | AALBORG LIMFJORDEN | 01/04/1989 | Active | 8 | 0 | 1 | -1 | -11.11% | 0 | 1 | 2 | | None | P,S,T,M,VP SC | N/A | | | |
| 20206 | AALBORG MARIENDAL | 12/01/1964 | Active | 16 | 1 | 2 | -1 | -5.88% | 0 | 7 | 1 | | None | P,S,T,M,VP SC | N/R | | | |
| 20210 | AALESTRUP | 02/25/1972 | Active | 23 | 4 | 0 | 4 | 21.05% | 0 | | 1 | | None | P,S,T,M,VP SC | N/R | | | |
| 20209 | AARS | 04/02/1964 | Active | 42 | 3 | 1 | 2 | 5.00% | 0 | 45 | 0 | | | N S,M | N/A | | \$3,625.00 | |
| 104310 | AARS AARSTIDENS KVINDER | 02/02/2009 | Active | 24 | 1 | 1 | 0 | 0.00% | 0 | 14 | 1 | | | IP M | 1 | | \$699.00 | |
| 47432 | AASKOV | 06/11/1987 | Active | 21 | 4 | 2 | 2 | 10.53% | 0 | 21 | 1 | | None | P,S,T,M,VP SC | N/A | | | |
| 20212 | ARDEN | 01/15/1974 | Active | 25 | 2 | 4 | -2 | -7.41% | 0 | 15 | 0 | | | N M,SC | 0 | | | |
| Exc Award (06/30/2024) | | | | | | | | | | | | | | | | | | |
| 20211 | AULUM | 04/08/1970 | Active | 24 | 1 | 3 | -2 | -7.69% | 0 | 31 | 2 | | None | P,S,T,M,VP SC | N/A | | | |
| 28053 | BJERRINGBRO | 02/15/1974 | Active | 25 | 4 | 2 | 2 | 8.70% | 0 | 6 | 0 | | None | P,S,T,M,VP SC | N/R | | | |
| 44175 | BRANDE | 07/10/1984 | Active | 25 | 0 | 2 | -2 | -7.41% | 0 | 4 | 2 | | | N SC | N/A | | | |
| 20213 | BRONDERSLEV | 08/13/1970 | Active | 22 | 2 | 0 | 2 | 10.00% | 0 | | 0 | | | N M | N/R | | | |
| 20218 | DRONNINGLUND | 01/15/1970 | Active | 24 | 2 | 0 | 2 | 9.09% | 0 | | 0 | | | N M | N/A | | | |
| 78493 | DRONNINGLUND INGEBORG SKEEL | 03/15/2004 | Active | 23 | 3 | 1 | 2 | 9.52% | 0 | 1 | 1 | | | N M | N/R | | | |
| 41037 | EBELTOFT MOLS | 03/29/1982 | Active | 9 | 0 | 0 | 0 | 0.00% | 0 | | 0 | | None | P,S,T,M,VP SC | N/A | | | |
| 38869 | FARSO | 08/25/1980 | Active | 16 | 0 | 0 | 0 | 0.00% | 0 | | 12 | | None | P,S,T,M,VP SC | N/A | | | |
| 67717 | FARSO THIT JENSEN | 04/14/2003 | Active | 16 | 3 | 4 | -1 | -5.88% | 0 | 5 | 1 | | | N | N/A | | | |
| 47723 | FJENDS | 09/21/1987 | Active | 23 | 0 | 1 | -1 | -4.17% | 0 | 3 | 0 | | None | P,S,T,M,VP SC | N/R | | \$1,043.85 | |
| 45148 | FJERRITSLEV | 06/06/1985 | Active | 19 | 0 | 0 | 0 | 0.00% | 0 | | 16 | | None | P,S,T,M,VP SC | N/A | | | |
| 75977 | FJERRITSLEV VESTERHAVSFRUERNE | 06/30/2003 | Active | 18 | 1 | 2 | -1 | -5.26% | 0 | 6 | 1 | | None | P,S,T,M,VP SC | N/A | | | |



Club Health Assessment for District 106 B through February 2025

| | | | Status | Membership | | | | | | | Reports | | | | | Finance | | LCIF |
|-------------|-----------------------------|--------------|---|-----------------------------|-------------------|---------------------|----------------|---|----------------------------|--|-------------------------------------|------------------------------------|------------------------|------------------------------|---|--|-----------------------------------|------------|
| Club Number | Club Name | Charter Date | | Current Member Count | YTD Members Added | YTD Members Dropped | YTD Net Growth | YTD Net Growth% | Member Count 12 Months Ago | Avg. length of service for dropped members | Months Since Last MMR *** | Yrs. Since Last Officer Report | President Rotation | Vice President Reported **** | Months Since Last Activity Report *** | Account Balance | Donations for current Fiscal Year | |
| | | | Number of times on status quo within last two years | If below 15 members appears | | | | If net loss is greater than 20% appears | | | If no report in 3 months appears in | When more than one year appears in | Number of repeat terms | | Notes the officers that do not have an active | If no report at 12 months appears in red | | |
| 20215 | FREDERIKSHAVN | 11/05/1957 | Active | 33 | 0 | 1 | -1 | -2.94% | 0 | 40 | 4 | | None | | P,S,T,M,VP SC | N/R | | |
| 56393 | FREDERIKSHAVN BANNERSLUND | 01/06/1995 | Active | 36 | 1 | 0 | 1 | 2.86% | 0 | | 1 | | | N | M,SC | N/A | | |
| 20214 | GL ESTRUP | 08/15/1969 | Active | 18 | 1 | 0 | 1 | 5.88% | 0 | | 2 | | | N | | N/A | | |
| 20217 | GRENAA | 09/21/1962 | Active | 34 | 3 | 0 | 3 | 9.68% | 0 | | 0 | | | N | | N/R | | |
| 64107 | GRENAA OLIVIA | 03/27/2001 | Active | 22 | 0 | 1 | -1 | -4.35% | 0 | 7 | 0 | | | N | M,SC | N/A | | |
| 20224 | GUG | 12/02/1970 | Active | 10 | 0 | 1 | -1 | -9.09% | 0 | 2 | 0 | | | | M,VP,SC | N/R | | |
| 20219 | HADSTEN | 11/27/1970 | Active | 19 | 3 | 1 | 2 | 11.76% | 0 | 36 | 0 | | None | | P,S,T,M,VP SC | N/A | | |
| 30477 | HALS | 03/31/1975 | Active | 41 | 1 | 1 | 0 | 0.00% | 0 | 38 | 1 | | None | | P,S,T,M,VP SC | N/A | | |
| 65350 | HALS SOPHIE HEDVIG | 05/17/2002 | Active | 28 | 0 | 3 | -3 | -9.68% | 0 | 8 | 3 | | None | | P,S,T,M,VP SC | N/R | | |
| 20247 | HAMMER BAKKER | 08/03/1971 | Active | 19 | 0 | 2 | -2 | -9.52% | 0 | 6 | 0 | | None | | P,S,T,VP,SC | N/R | | |
| 88768 | HAMMER BAKKER HAMMERPIGERNE | 06/30/2005 | Active | 15 | 0 | 1 | -1 | -6.25% | 0 | 3 | 1 | | | | T,M,VP,SC | N/R | | |
| 20221 | HANBO BROVST | 05/22/1972 | Active | 26 | 0 | 4 | -4 | -13.33% | 0 | 2 | 4 | | None | | P,S,T,M,VP SC | N/A | | |
| 42562 | HANSTHOLM | 04/22/1983 | Active | 27 | 1 | 1 | 0 | 0.00% | 0 | 1 | 0 | | None | | P,S,T,M,VP SC | N/A | | |
| 20216 | HASSERIS | 08/08/1961 | Active | 35 | 2 | 2 | 0 | 0.00% | 0 | 5 | 1 | | None | | P,S,T,M,VP SC | N/A | | |
| 20222 | HERNING | 12/01/1964 | Active | 18 | 0 | 1 | -1 | -5.26% | 0 | 23 | 2 | | | N | | N/A | | |
| 46741 | HERNING ULDJYDEN | 12/30/1986 | Active | 16 | 1 | 0 | 1 | 6.67% | 0 | | 0 | | None | N | P,SC | 2 | | |
| 64270 | HIMMELBJERGET | 05/15/2001 | Active | 21 | 0 | 0 | 0 | 0.00% | 0 | | 17 | | None | | P,S,T,M,VP SC | N/R | | |
| 30132 | HINNERUP | 01/13/1975 | Active | 13 | 1 | 0 | 1 | 8.33% | 0 | | 1 | | 2 | IP | M,SC | N/R | | |
| 66360 | HINNERUP DAGMARS KILDE | 06/27/2002 | Active | 30 | 0 | 0 | 0 | 0.00% | 0 | | 5 | | 2 | N | | 2 | | |
| 44559 | HIRTSHALS | 01/31/1985 | Active | 37 | 5 | 0 | 5 | 15.63% | 0 | | 1 | | | N | M,SC | N/A | | |
| 20226 | HJORRING | 02/09/1956 | Active | 23 | 1 | 5 | -4 | -14.81% | 0 | 4 | 0 | | 2 | N | M | N/A | | |
| 63138 | HJORRING SCT CATHARINA | 05/10/2000 | Active | 23 | 2 | 0 | 2 | 9.52% | 0 | | 2 | | None | | P,S,T,M,VP SC | N/A | | \$798.65 |
| 20227 | HJORRING VENDIA | 10/08/1973 | Active | 18 | 0 | 1 | -1 | -5.26% | 0 | 27 | 2 | | | | S,T,M,VP,SC | N/A | | |
| 20223 | HOBRO | 01/15/1974 | Active | 14 | 0 | 1 | -1 | -6.67% | 0 | 8 | 5 | | | | T,M,VP,SC | N/A | | \$1,043.86 |



Club Health Assessment for District 106 B through February 2025

| | | | Status | Membership | | | | | | | Reports | | | | | Finance | | LCIF |
|------------------------|-----------------------|--------------|---|-----------------------------|-------------------|---------------------|----------------|---|----------------------------|--|-------------------------------------|------------------------------------|------------------------|------------------------------|---|--|-----------------------------------|------------|
| Club Number | Club Name | Charter Date | | Current Member Count | YTD Members Added | YTD Members Dropped | YTD Net Growth | YTD Net Growth% | Member Count 12 Months Ago | Avg. length of service for dropped members | Months Since Last MMR *** | Yrs. Since Last Officer Report | President Rotation | Vice President Reported **** | Months Since Last Activity Report *** | Account Balance | Donations for current Fiscal Year | |
| | | | Number of times on status quo within last two years | If below 15 members appears | | | | If net loss is greater than 20% appears | | | If no report in 3 months appears in | When more than one year appears in | Number of repeat terms | | Notes the officers that do not have an active | If no report at 12 months appears in red | | |
| 20228 | HOLSTEBRO | 09/23/1968 | Active | 30 | 0 | 1 | -1 | -3.23% | 0 | 14 | 3 | | | N | SC | 9 | | \$417.50 |
| 64910 | HOLSTEBRO KAROLINE | 01/15/2002 | Active | 27 | 1 | 3 | -2 | -6.90% | 0 | 7 | 2 | | | N | | 2 | | \$145.00 |
| 20230 | HVETBO | 12/01/1969 | Active | 35 | 4 | 3 | 1 | 2.94% | 0 | 7 | 0 | | | N | M | 2 | | |
| 45789 | HVORSLEV | 02/14/1986 | Active | 16 | 1 | 0 | 1 | 6.67% | 0 | | 1 | | | N | S | N/A | | |
| 20231 | IKAST | 11/19/1970 | Active | 23 | 0 | 0 | 0 | 0.00% | 0 | | 0 | | | N | M,SC | N/A | | |
| 68500 | KALO | 04/14/2003 | Active | 13 | 4 | 5 | -1 | -7.14% | 0 | 16 | 1 | | | | M,VP,SC | N/R | | |
| 45149 | KARUP | 06/21/1985 | Active | 27 | 2 | 2 | 0 | 0.00% | 0 | 14 | 1 | | 2 | N | M,SC | N/R | | \$2,087.71 |
| Exc Award (06/30/2018) | | | | | | | | | | | | | | | | | | |
| 82607 | KATTEGAT | 06/14/2004 | Active | 22 | 1 | 1 | 0 | 0.00% | 0 | 1 | 3 | | 2 | | T,M,VP,SC | N/A | | |
| 29137 | KJELLERUP | 04/16/1974 | Active | 18 | 1 | 0 | 1 | 5.88% | 0 | | 1 | | None | | P,S,T,M,VP SC | N/R | | \$695.91 |
| 20232 | KLARUP | 12/10/1970 | Active | 14 | 0 | 3 | -3 | -17.65% | 0 | 19 | 0 | | None | | P,S,T,M,VP SC | N/A | | |
| 44863 | LANGA | 04/11/1985 | Active | 26 | 3 | 0 | 3 | 13.04% | 0 | | 0 | | None | | P,S,T,M,VP SC | N/A | | |
| 36069 | LEMVIG | 09/27/1978 | Active | 26 | 0 | 1 | -1 | -3.70% | 0 | 1 | 3 | | | N | M,SC | N/A | | |
| 78763 | LEMVIG LIDENLUND | 04/12/2004 | Active | 1 | 0 | 0 | 0 | 0.00% | 0 | | 81 | | None | | P,S,T,M,VP SC | N/A | | |
| 78506 | LIMFJORD | 03/18/2004 | Active | 17 | 1 | 0 | 1 | 6.25% | 0 | | 0 | | | | M,VP,SC | N/A | | |
| 20233 | LINDHOLM | 05/16/1970 | Active | 1 | 0 | 0 | 0 | 0.00% | 0 | | 16 | | None | | P,S,T,M,VP SC | N/A | | |
| 20234 | LOGSTOR | 02/01/1967 | Active | 31 | 2 | 3 | -1 | -3.13% | 0 | 23 | 0 | | None | | P,S,T,M,VP SC | N/A | | |
| 66361 | LOGSTOR FREJA | 06/27/2002 | Active | 30 | 4 | 1 | 3 | 11.11% | 0 | 1 | 1 | | 3 | | T,M,VP,SC | N/A | | |
| 54085 | LOKKEN | 02/11/1993 | Active | 33 | 3 | 0 | 3 | 10.00% | 0 | | 1 | | None | | P,S,T,M,VP SC | N/A | | |
| 78507 | LOKKEN VRA HAVFRUERNE | 03/18/2004 | Active | 24 | 0 | 3 | -3 | -11.11% | 0 | 4 | 3 | | | N | M,SC | N/A | | |
| 51989 | MOLDRUP | 09/03/1991 | Active | 28 | 2 | 0 | 2 | 7.69% | 0 | | 3 | | | | P,T,M,VP,SC | N/R | | |
| 97768 | MOLDRUP VOLVERNE | 09/27/2006 | Active | 24 | 0 | 1 | -1 | -4.00% | 0 | 1 | 1 | | | N | P,M,SC | 2 | | |
| 33148 | MORSO | 12/27/1976 | Active | 21 | 0 | 1 | -1 | -4.55% | 0 | 47 | 3 | | None | | P,S,T,M,VP SC | N/R | | |
| 28054 | NIBE | 02/15/1974 | Active | 47 | 4 | 1 | 3 | 6.82% | 0 | 3 | 0 | | None | | P,S,T,VP,SC | N/A | | |
| 67440 | NIBE GULDGAASEN | 03/13/2003 | Active | 34 | 0 | 1 | -1 | -2.86% | 0 | 3 | 0 | | 2 | R | S,M,SC | 9 | | |



Club Health Assessment for District 106 B through February 2025

| | | | Status | Membership | | | | | | | Reports | | | | | Finance | | LCIF |
|-------------|------------------------|--------------|---|-----------------------------|-------------------|---------------------|----------------|---|----------------------------|--|-------------------------------------|------------------------------------|------------------------|------------------------------|---|--|-----------------------------------|------|
| Club Number | Club Name | Charter Date | | Current Member Count | YTD Members Added | YTD Members Dropped | YTD Net Growth | YTD Net Growth% | Member Count 12 Months Ago | Avg. length of service for dropped members | Months Since Last MMR *** | Yrs. Since Last Officer Report | President Rotation | Vice President Reported **** | Months Since Last Activity Report *** | Account Balance | Donations for current Fiscal Year | |
| | | | Number of times on status quo within last two years | If below 15 members appears | | | | If net loss is greater than 20% appears | | | If no report in 3 months appears in | When more than one year appears in | Number of repeat terms | | Notes the officers that do not have an active | If no report at 12 months appears in red | | |
| 116735 | NORDDJURS SVANERNE | 05/02/2012 | Active | 21 | 0 | 2 | -2 | -8.70% | 0 | 9 | 5 | | None | P,S,T,M,VP SC | N/R | | | |
| 20235 | NORRESUNDBY | 01/26/1961 | Active | 8 | 0 | 0 | 0 | 0.00% | 0 | | 3 | | 3 | M,VP,SC | N/A | | | |
| 62366 | PANDRUP | 09/24/1999 | Active | 12 | 0 | 0 | 0 | 0.00% | 0 | | 13 | | None | P,S,T,M,VP SC | N/A | | \$167.02 | |
| 20238 | RANDERS | 06/08/1955 | Active | 16 | 0 | 1 | -1 | -5.88% | 0 | 3 | 5 | | 2 | M,VP,SC | N/R | | \$278.37 | |
| | Exc Award (06/30/2016) | | | | | | | | | | | | | | | | | |
| 20237 | RANDERS GUDENAA | 09/21/1966 | Active | 7 | 0 | 2 | -2 | -22.22% | 0 | 18 | 3 | | None | P,S,T,M,VP SC | N/A | | | |
| 28055 | RANDERS NIELS EBBESEN | 02/11/1974 | Active | 5 | 0 | 0 | 0 | 0.00% | 0 | | 8 | | None | P,S,T,M,VP SC | N/R | | | |
| 20246 | REBILD | 10/20/1972 | Active | 21 | 0 | 2 | -2 | -8.70% | 0 | 30 | 1 | | None | P,S,T,M,VP SC | N/R | | | |
| 20284 | RINGKOBING | 05/22/1972 | Active | 52 | 2 | 0 | 2 | 4.00% | 0 | | 3 | | | S,T,M,SC | N/A | | \$1,043.86 | |
| 82606 | ROLD SKOV REBILD | 06/14/2004 | Active | 16 | 0 | 1 | -1 | -5.88% | 0 | 12 | 1 | | | M | 7 | | | |
| 20236 | RONDE | 07/23/1973 | Active | 22 | 0 | 0 | 0 | 0.00% | 0 | | 3 | | None | P,S,T,M,VP SC | N/A | | | |
| 20229 | ROSENHOLM | 11/28/1962 | Active | 21 | 0 | 0 | 0 | 0.00% | 0 | | 9 | | None | P,S,T,M,VP SC | N/A | | | |
| 20245 | RY | 12/03/1969 | Active | 22 | 4 | 2 | 2 | 10.00% | 0 | 20 | 0 | | | P,M,VP,SC | N/R | | | |
| 20239 | SAEBY | 05/08/1963 | Active | 29 | 1 | 2 | -1 | -3.33% | 0 | 32 | 0 | | None | P,S,T,M,VP SC | N/A | | | |
| 67716 | SALLING / MORS | 04/14/2003 | Active | 25 | 1 | 0 | 1 | 4.17% | 0 | | 1 | | | N SC | N/A | | | |
| 20243 | SILKEBORG | 05/20/1964 | Active | 12 | 2 | 2 | 0 | 0.00% | 0 | 11 | 0 | | None | P,S,T,M,VP SC | N/A | | | |
| 64210 | SILKEBORG THEODORA | 04/13/2001 | Active | 13 | 0 | 0 | 0 | 0.00% | 0 | | 0 | | None | P,S,T,M,VP SC | N/A | | | |
| 20241 | SKAGEN | 04/15/1964 | Active | 27 | 1 | 0 | 1 | 3.85% | 0 | | 4 | | None | P,S,T,M,VP SC | N/A | | | |
| 67490 | SKAGEN ANNA ANCHER | 03/27/2003 | Active | 27 | 1 | 1 | 0 | 0.00% | 0 | 12 | 4 | | | M,VP,SC | 2 | | \$695.91 | |
| 20240 | SKIVE | 02/19/1963 | Active | 28 | 0 | 1 | -1 | -3.45% | 0 | 1 | 2 | | None | P,S,T,M,VP SC | N/R | | | |
| 20242 | SKODSTRUP | 07/09/1968 | Active | 23 | 1 | 1 | 0 | 0.00% | 0 | 52 | 6 | | None | P,S,T,M,VP SC | N/R | | | |
| 20244 | STRUER | 02/17/1972 | Active | 21 | 3 | 1 | 2 | 10.53% | 0 | 19 | 1 | | None | P,S,T,M,VP SC | 16 | | \$1,391.81 | |
| 65007 | STRUER KIRSTEN BANG | 02/15/2002 | Active | 11 | 0 | 4 | -4 | -26.67% | 0 | 2 | 0 | | None | P,S,T,M,VP SC | N/R | | | |
| 20248 | SVENSTRUP | 05/11/1973 | Active | 20 | 2 | 3 | -1 | -4.76% | 0 | 16 | 1 | | 3 | N M,SC | N/A | | | |
| 35213 | SYDTHY | 03/27/1978 | Active | 22 | 3 | 2 | 1 | 4.76% | 0 | 14 | 3 | | None | P,S,T,M,VP SC | N/A | | | |



Club Health Assessment for District 106 B through February 2025

| | | | Status | Membership | | | | | | | Reports | | | | | Finance | LCIF |
|-------------|----------------------|--------------|---|-----------------------------|-------------------|---------------------|----------------|---|----------------------------|--|-------------------------------------|------------------------------------|------------------------|------------------------------|---|--|-----------------------------------|
| Club Number | Club Name | Charter Date | | Current Member Count | YTD Members Added | YTD Members Dropped | YTD Net Growth | YTD Net Growth% | Member Count 12 Months Ago | Avg. length of service for dropped members | Months Since Last MMR *** | Yrs. Since Last Officer Report | President Rotation | Vice President Reported **** | Months Since Last Activity Report *** | Account Balance | Donations for current Fiscal Year |
| | | | Number of times on status quo within last two years | If below 15 members appears | | | | If net loss is greater than 20% appears | | | If no report in 3 months appears in | When more than one year appears in | Number of repeat terms | | Notes the officers that do not have an active | If no report at 12 months appears in red | |
| 67436 | SYDTHY LIDEN KIRSTEN | 03/13/2003 | Active | 21 | 1 | 0 | 1 | 5.00% | 0 | | 0 | | | N | M | N/A | \$583.36 |
| 20249 | THISTED | 10/03/1966 | Active | 46 | 0 | 2 | -2 | -4.17% | 0 | 1 | 1 | | | N | M,SC | 2 | |
| 57846 | THISTED THYLANDIA | 02/06/1996 | Active | 33 | 3 | 0 | 3 | 10.00% | 0 | | 1 | | None | N | P,SC | N/A | \$431.47 |
| 46060 | TJELE | 04/16/1986 | Active | 17 | 0 | 0 | 0 | 0.00% | 0 | | 21 | | None | | P,S,T,M,VP SC | N/A | |
| 84861 | TREHOJE LINGTOTTER | 03/30/2005 | Active | 16 | 0 | 1 | -1 | -5.88% | 0 | 20 | 3 | | | N | S,SC | N/R | |
| 48051 | TREHOJE VEST | 01/14/1988 | Active | 26 | 1 | 2 | -1 | -3.70% | 0 | 23 | 0 | | | N | | 1 | |
| 42434 | ULFBORG VEMB | 03/03/1983 | Active | 13 | 0 | 2 | -2 | -13.33% | 0 | 2 | 1 | | | N | M,SC | N/A | |
| 35214 | VADUM | 03/28/1978 | Active | 10 | 0 | 0 | 0 | 0.00% | 0 | | 11 | | None | | P,S,T,M,VP SC | N/A | |
| 20250 | VIBORG | 06/10/1959 | Active | 37 | 2 | 4 | -2 | -5.13% | 0 | 29 | 2 | | None | | P,S,T,M,VP SC | N/R | |
| 56136 | VIBORG BORGVOLD | 10/06/1994 | Active | 15 | 2 | 0 | 2 | 15.38% | 0 | | 1 | | 2 | | M,VP,SC | N/A | |
| 33564 | VILDBJERG | 03/28/1977 | Active | 22 | 5 | 1 | 4 | 22.22% | 0 | 0 | 2 | | | N | M,SC | N/A | |
| 38077 | VINDERUP | 02/11/1980 | Active | 24 | 0 | 2 | -2 | -7.69% | 0 | 14 | 0 | | | | VP | 2 | |
| 64962 | VINDERUP-VICTORIA | 01/30/2002 | Active | 12 | 0 | 0 | 0 | 0.00% | 0 | | 9 | | None | | P,S,T,M,VP SC | N/A | \$1,885.01 |
| 20251 | VRAA | 01/07/1972 | Active | 1 | 0 | 0 | 0 | 0.00% | 0 | | 16 | | None | | P,S,T,M,VP SC | N/A | |


Clubs Cancelled Previous Fiscal Year – Clubs Cancelled within last 12 months may be reinstated

| Club Number | Club Name | Charter Date | Current Status* | Cancellation Date |
|-------------|-----------------|--------------|-----------------|-------------------|
| 20225 | HAMMEL | 04/14/1972 | Cancelled(6*) | 02/29/2024 |
| 49020 | PURHUS | 11/15/1988 | Cancelled(6*) | 12/29/2023 |
| 59028 | RANDERS MALVINA | 01/28/1997 | Cancelled(6*) | 06/29/2024 |

| Current Total Clubs Count | YTD New Clubs Count | YTD Cancelled Clubs Count | YTD Net Club Gain | Current Total Members Count | YTD Add | YTD Drop | YTD Net Growth | YTD Net Growth % | Member Count 12 Months Ago | Average Member Count Per Club | % of Clubs with less than 20 members | % No MMR in 3 Months | % No Officer Report in 12 Months | % of Clubs with balance 90+ days | Number of Clubs in Status Quo | % Status Quo Clubs in Financial Suspension | Number of Cancelled Clubs | Average Cancelled Club Age | Members Lost Due to Cancellation | % of Clubs Cancelled for Non-Financial Reasons |
|---------------------------|---------------------|---------------------------|-------------------|-----------------------------|---------|----------|----------------|------------------|----------------------------|-------------------------------|--------------------------------------|----------------------|----------------------------------|----------------------------------|-------------------------------|--|---------------------------|----------------------------|----------------------------------|--|
| 108 | 0 | 0 | 0 | 2,390 | 124 | 126 | -2 | -0.08% | 0 | 22 | 38% | 32% | 0% | 0% | 0 | 0% | 0 | 0 | 0 | 0% |



Club Health Assessment for District 106 B through February 2025

|  | | Status | | Membership | | | | | | | Reports | | | | Finance | LCIF | |
|--|-----------|--------|---|-----------------------------|----------------------|-------------------|---------------------|---|-----------------|----------------------------|--|------------------------------------|--------------------------------|---|--|---------------------------------------|-----------------|
| Club Number | Club Name | | | Charter Date | Current Member Count | YTD Members Added | YTD Members Dropped | YTD Net Growth | YTD Net Growth% | Member Count 12 Months Ago | Avg. length of service for dropped members | Months Since Last MMR *** | Yrs. Since Last Officer Report | President Rotation | Vice President Reported **** | Months Since Last Activity Report *** | Account Balance |
| | | | Number of times on status quo within last two years | If below 15 members appears | | | | If net loss is greater than 20% appears | | | If no report in 3 months appears in | When more than one year appears in | Number of repeat terms | Notes the officers that do not have an active | If no report at 12 months appears in red | | |

* - P - Priority Club. Cancellation Reasons: 1-Objectives/conduct, 2-Non-active club, 5-Non-existing club, 6-Disbanding, 7-Merger, 8-Financial Suspension, 9-District/Multiple District Dues.
** - Abbreviation: P-President, S-Secretary, T-Treasurer, M-Member Chairperson, VP-First Vice President, MC-Communications Chairperson, SC-Service Chairperson
*** - Abbreviation: N/R - Never reported using the Lions Clubs website, N/A - Not applicable, No password registered for the Lions Clubs website.
**** - Abbreviation: N - New, IP - Immediate Past, R - Repeat.



Club Health Assessment for District 106 C through February 2025

| | | | Status | Membership | | | | | | | Reports | | | | | Finance | | LCIF | | | | |
|-------------------------------|---------------------|--------------|---|-----------------------------|-------------------|---------------------|----------------|-----------------|---|--|---------------------------|--------------------------------|--------------------|------------------------------|---------------------------------------|-------------------------------------|------------------------------------|------------------------|---|--|--|--|
| Club Number | Club Name | Charter Date | | Current Member Count | YTD Members Added | YTD Members Dropped | YTD Net Growth | YTD Net Growth% | Member Count 12 Months Ago | Avg. length of service for dropped members | Months Since Last MMR *** | Yrs. Since Last Officer Report | President Rotation | Vice President Reported **** | Months Since Last Activity Report *** | Account Balance | Donations for current Fiscal Year | | | | | |
| | | | Number of times on status quo within last two years | If below 15 members appears | | | | | If net loss is greater than 20% appears | | | | | | | If no report in 3 months appears in | When more than one year appears in | Number of repeat terms | Notes the officers that do not have an active | If no report at 12 months appears in red | | |
| Clubs more than two years old | | | | | | | | | | | | | | | | | | | | | | |
| 49171 | AARHUS RÉGINA | 01/24/1989 | Active | 11 | 0 | 0 | 0 | 0.00% | 0 | | 27 | | None | P,S,T,M,VP SC | N/A | | | | | | | |
| 20255 | AARHUS SCT CLEMENS | 04/27/1964 | Active | 23 | 0 | 1 | -1 | -4.17% | 0 | 7 | 0 | | | S,M,VP,SC | N/A | | | | | | | |
| 20253 | AARHUS-VIBY | 06/26/1954 | Active | 10 | 0 | 0 | 0 | 0.00% | 0 | | 8 | | None | P,S,T,M,VP SC | N/A | | | | | | | |
| 100946 | ALS | 12/26/2007 | Active | 23 | 1 | 1 | 0 | 0.00% | 0 | 6 | 0 | | | M,VP,SC | 10 | | \$400.00 | | | | | |
| 20257 | ASSENS | 04/08/1964 | Active | 10 | 1 | 0 | 1 | 11.11% | 0 | | 0 | | | N SC | N/R | | | | | | | |
| 43161 | BEDER & MALLING | 11/29/1983 | Active | 13 | 5 | 5 | 0 | 0.00% | 0 | 8 | 0 | | None | P,S,T,M,VP SC | N/R | | \$974.27 | | | | | |
| 34978 | BILLUND-GRINDSTED | 01/24/1978 | Active | 29 | 3 | 1 | 2 | 7.41% | 0 | 0 | 0 | | None | P,S,T,M,VP SC | 24+ | | | | | | | |
| 20258 | BOGENSE | 10/01/1971 | Active | 29 | 1 | 4 | -3 | -9.38% | 0 | 18 | 2 | | None | P,S,T,M,VP SC | N/A | | \$170.00 | | | | | |
| 37963 | BORKOP | 01/22/1980 | Active | 23 | 1 | 3 | -2 | -8.00% | 0 | 16 | 0 | | None | P,S,T,M,VP SC | N/A | | \$695.91 | | | | | |
| 20259 | BOV | 02/15/1970 | Active | 18 | 3 | 2 | 1 | 5.88% | 0 | 11 | 2 | | | N SC | N/R | | | | | | | |
| 42435 | BRAEDSTRUP | 03/07/1983 | Active | 27 | 0 | 0 | 0 | 0.00% | 0 | | 1 | | | N S | 24+ | | \$145.00 | | | | | |
| 36822 | BRAMDRUPDAM | 03/23/1979 | Active | 17 | 4 | 0 | 4 | 30.77% | 0 | | 7 | | None | P,S,T,M,VP SC | N/A | | | | | | | |
| 20260 | BRAMMINGE | 12/09/1963 | Active | 11 | 0 | 0 | 0 | 0.00% | 0 | | 16 | | None | P,S,T,M,VP SC | N/R | | | | | | | |
| 29643 | BROAGER GRAASTEN | 07/26/1974 | Active | 13 | 0 | 1 | -1 | -7.14% | 0 | 44 | 3 | | 2 | N S,SC | 1 | | \$10,512.51 | | | | | |
| 60639 | BRORUP | 04/14/1998 | Active | 12 | 0 | 1 | -1 | -7.69% | 0 | 15 | 2 | | 3 | N | N/R | | | | | | | |
| 20261 | ESBJERG - NY ENERGI | 01/20/1969 | Active | 15 | 2 | 1 | 1 | 7.14% | 0 | 37 | 0 | | 2 | VP | 24+ | | | | | | | |
| 20262 | FAABORG-BROBY | 08/23/1966 | Active | 6 | 0 | 0 | 0 | 0.00% | 0 | | 2 | | 4 | N M | N/A | | | | | | | |
| 20263 | FREDERICIA | 05/08/1964 | Active | 2 | 0 | 3 | -3 | -60.00% | 0 | 14 | 3 | | | N S,T,M,SC | 16 | | | | | | | |
| 49511 | FREDERICIA | 05/08/1989 | Active | 12 | 0 | 0 | 0 | 0.00% | 0 | | 0 | | 5 | M,VP | N/R | | | | | | | |
| 48517 | ELBO-TAULOV-SKAERBA | 05/06/1988 | Active | 27 | 0 | 3 | -3 | -10.00% | 0 | 5 | 1 | | None | P,S,T,M,VP SC | N/A | | | | | | | |
| 31571 | GIVE | 01/16/1976 | Active | 22 | 1 | 0 | 1 | 4.76% | 0 | | 4 | | | N S,M | N/R | | | | | | | |
| 20265 | GLAMSBJERG | 05/17/1971 | Status Quo(1) | 0 | 0 | 4 | -4 | -100.00% | 0 | 46 | 1 | | None | P,S,T,M,VP SC | N/R | | | | | | | |
| 20264 | GRAM | 03/24/1970 | Active | 2 | 0 | 0 | 0 | 0.00% | 0 | | 32 | | None | P,S,T,M,VP SC | N/A | | | | | | | |
| 49112 | HAARBY | 12/28/1988 | Active | 29 | 1 | 2 | -1 | -3.33% | 0 | 12 | 0 | | None | P,S,T,M,VP SC | N/A | | | | | | | |



Club Health Assessment for District 106 C through February 2025

| | | | Status | Membership | | | | | | | Reports | | | | | Finance | LCIF |
|------------------------|-------------------------|--------------|---|-----------------------------|-------------------|---------------------|----------------|---|----------------------------|--|-------------------------------------|------------------------------------|------------------------|---|---------------------------------------|-----------------|-----------------------------------|
| Club Number | Club Name | Charter Date | | Current Member Count | YTD Members Added | YTD Members Dropped | YTD Net Growth | YTD Net Growth% | Member Count 12 Months Ago | Avg. length of service for dropped members | Months Since Last MMR *** | Yrs. Since Last Officer Report | President Rotation | Vice President Reported **** | Months Since Last Activity Report *** | Account Balance | Donations for current Fiscal Year |
| | | | Number of times on status quo within last two years | If below 15 members appears | | | | If net loss is greater than 20% appears | | | If no report in 3 months appears in | When more than one year appears in | Number of repeat terms | Notes the officers that do not have an active | If no report at 12 months red | | |
| 20267 | HADERSLEV | 04/20/1964 | Active | 7 | 1 | 0 | 1 | 16.67% | 0 | | 0 | | 2 | N | M,SC | N/R | |
| 48052 | HADERSLEV SOPHIES KILDE | 01/14/1988 | Active | 26 | 2 | 1 | 1 | 4.00% | 0 | 27 | 2 | | None | | P,S,T,M,VP SC | 13 | \$347.96 |
| 144244 | Haderslev Vest | 12/21/2020 | Active | 14 | 0 | 0 | 0 | 0.00% | 0 | | 2 | | | N | T,VP,SC | 11 | |
| 35215 | HEDENSTED | 03/21/1978 | Active | 21 | 1 | 0 | 1 | 5.00% | 0 | | 1 | | | N | M,SC | 2 | |
| 20268 | HORNING | 04/24/1972 | Active | 28 | 0 | 1 | -1 | -3.45% | 0 | 18 | 0 | | 2 | | P,S,T,M,VP SC | N/R | \$388.90 |
| Exc Award (06/30/2018) | | | | | | | | | | | | | | | | | |
| 119642 | Horning Q | 06/13/2013 | Active | 22 | 2 | 0 | 2 | 10.00% | 0 | | 5 | | 2 | | P,T,M,VP,SC | N/A | |
| 20269 | HORSENS | 05/14/1959 | Active | 20 | 0 | 1 | -1 | -4.76% | 0 | 2 | 2 | | None | | P,S,T,M,VP SC | N/R | |
| 20270 | HORSENS BYGHOLM | 08/06/1973 | Active | 24 | 0 | 1 | -1 | -4.00% | 0 | 26 | 0 | | 2 | R | S,T,M | N/R | |
| 45790 | JUELSMINDE | 02/19/1986 | Active | 20 | 1 | 4 | -3 | -13.04% | 0 | 9 | 1 | | None | | P,S,T,M,VP SC | N/A | |
| 20272 | KOLDING | 05/29/1963 | Active | 32 | 1 | 0 | 1 | 3.23% | 0 | | 1 | | | IP | M,SC | 24+ | |
| 49864 | KOLT/HASSELAGER | 09/21/1989 | Active | 20 | 0 | 0 | 0 | 0.00% | 0 | | 1 | | | N | | 15 | |
| 20273 | LANGELAND | 02/15/1967 | Active | 13 | 1 | 1 | 0 | 0.00% | 0 | 9 | 1 | | | | M,VP,SC | 2 | |
| 48904 | LØGUMKLOSTER | 09/20/1988 | Active | 30 | 0 | 0 | 0 | 0.00% | 0 | | 3 | | | N | SC | N/A | |
| 60592 | LUNDERSKOV-VAMDRUP | 04/06/1998 | Active | 14 | 2 | 0 | 2 | 16.67% | 0 | | 6 | | None | | P,S,T,M,VP SC | N/A | |
| 20274 | LYSTRUP | 04/23/1970 | Active | 25 | 2 | 0 | 2 | 8.70% | 0 | | 1 | | | N | | N/A | |
| 20275 | MIDDELFART | 05/25/1966 | Active | 7 | 0 | 2 | -2 | -22.22% | 0 | 3 | 2 | | None | | P,S,T,M,VP SC | 24+ | |
| 53918 | NORRE RANGSTRUP | 12/28/1992 | Active | 27 | 2 | 0 | 2 | 8.00% | 0 | | 1 | | None | | P,S,T,M,VP SC | N/A | |
| 20277 | NYBORG | 04/27/1965 | Active | 14 | 0 | 3 | -3 | -17.65% | 0 | 2 | 1 | | 2 | | M,VP,SC | N/A | |
| 20278 | ODDER | 10/27/1964 | Active | 17 | 0 | 0 | 0 | 0.00% | 0 | | 8 | | None | | P,S,T,M,VP SC | N/A | \$435.00 |
| 20279 | ODENSE | 12/15/1955 | Active | 0 | 0 | 3 | -3 | -100.00% | 0 | 26 | 3 | | None | | P,S,T,M,VP SC | N/A | \$2,260.67 |
| 41744 | OLGOD | 07/02/1982 | Active | 16 | 2 | 0 | 2 | 14.29% | 0 | | 1 | | 2 | | S,T,M,VP,SC | N/A | |
| 20285 | RODDING | 09/24/1966 | Active | 15 | 1 | 0 | 1 | 7.14% | 0 | | 3 | | | | T,M,VP,SC | N/A | |
| 20252 | RØDEKRO- AABENRAA | 05/10/1965 | Active | 14 | 0 | 3 | -3 | -17.65% | 0 | 32 | 1 | | | N | M,SC | 2 | |
| 20286 | SAMSOE | 05/22/1957 | Active | 14 | 1 | 0 | 1 | 7.69% | 0 | | 3 | | None | | P,S,T,M,VP SC | N/A | |



Club Health Assessment for District 106 C through February 2025

| Club Number | Club Name | Charter Date | Status | Membership | | | | | | | Reports | | | | | Finance | LCIF |
|-------------|--------------------|--------------|---|-----------------------------|-------------------|---------------------|----------------|---|----------------------------|--|----------------------------------|------------------------------------|------------------------|---|--|-----------------|-----------------------------------|
| | | | | Current Member Count | YTD Members Added | YTD Members Dropped | YTD Net Growth | YTD Net Growth% | Member Count 12 Months Ago | Avg. length of service for dropped members | Months Since Last MMR *** | Yrs. Since Last Officer Report | President Rotation | Vice President Reported **** | Months Since Last Activity Report *** | Account Balance | Donations for current Fiscal Year |
| | | | Number of times on status quo within last two years | If below 15 members appears | | | | If net loss is greater than 20% appears | | | If no report in 3 months appears | When more than one year appears in | Number of repeat terms | Notes the officers that do not have an active | If no report at 12 months appears in red | | |
| 63663 | SKANDERBORG SLOT | 10/23/2000 | Active | 25 | 1 | 4 | -3 | -10.71% | 0 | 11 | 4 | | | N | P,M | N/R | |
| 20289 | SKJERN/TARM | 04/12/1965 | Active | 22 | 1 | 1 | 0 | 0.00% | 0 | 8 | 0 | | 6 | N | SC | N/A | \$278.37 |
| 20291 | SOLBJERG | 05/29/1970 | Active | 19 | 0 | 2 | -2 | -9.52% | 0 | 8 | 1 | | None | | P,S,T,M,VP SC | N/R | |
| 20287 | SONDERBORG | 06/14/1956 | Active | 24 | 1 | 0 | 1 | 4.35% | 0 | | 1 | | None | | P,S,T,M,VP SC | N/A | |
| 20290 | SONDERBORG ALSSUND | 07/22/1971 | Active | 27 | 1 | 0 | 1 | 3.85% | 0 | | 2 | | | N | M,SC | N/A | |
| 34313 | SONDERSO | 07/21/1977 | Active | 16 | 0 | 0 | 0 | 0.00% | 0 | | 0 | | 2 | | S,T,M,VP,SC | N/R | |
| 20292 | SVENDBORG | 01/12/1965 | Active | 8 | 0 | 0 | 0 | 0.00% | 0 | | 1 | | 4 | N | | N/A | |
| 39711 | TINGLEV | 04/20/1981 | Active | 19 | 2 | 2 | 0 | 0.00% | 0 | 7 | 1 | | | N | S,M,SC | N/R | |
| 40783 | TOMMERUP | 01/26/1982 | Active | 26 | 2 | 0 | 2 | 8.33% | 0 | | 0 | | None | | P,S,T,M,VP SC | N/A | |
| 43768 | TORRING ULDUM | 04/09/1984 | Active | 16 | 1 | 1 | 0 | 0.00% | 0 | 10 | 0 | | | N | M | N/A | |
| 20293 | VARDE | 03/21/1962 | Active | 22 | 1 | 2 | -1 | -4.35% | 0 | 19 | 1 | | | N | | 7 | |
| 44243 | VEJEN | 09/05/1984 | Active | 8 | 0 | 3 | -3 | -27.27% | 0 | 27 | 1 | | 2 | | T,M,VP,SC | N/R | |
| 97808 | VEJEN TUSINDFRYD | 10/10/2006 | Active | 18 | 2 | 1 | 1 | 5.88% | 0 | 1 | 0 | | None | | P,S,T,M,VP SC | N/A | |
| 64715 | VEJLBY RISSKOV | 10/15/2001 | Active | 9 | 1 | 0 | 1 | 12.50% | 0 | | 0 | | None | | P,S,T,M,VP SC | N/A | |
| 20294 | VEJLE | 12/18/1962 | Active | 8 | 0 | 0 | 0 | 0.00% | 0 | | 5 | | | N | M,SC | N/R | |
| 20276 | VEJLE MUNKEBJERG | 11/30/1971 | Active | 26 | 1 | 1 | 0 | 0.00% | 0 | 35 | 0 | | | N | | 5 | |
| 99131 | VEJLE THYRA | 04/17/2007 | Active | 16 | 1 | 2 | -1 | -5.88% | 0 | 2 | 0 | | | N | | 2 | |
| 20295 | VIDEBAEK | 01/12/1967 | Active | 32 | 4 | 4 | 0 | 0.00% | 0 | 32 | 2 | | | N | | N/A | \$48.43 |
| 42436 | VISSENBJERG-AARUP | 03/07/1983 | Active | 11 | 0 | 1 | -1 | -8.33% | 0 | 35 | 1 | | None | | P,S,T,M,VP SC | N/A | |
| 29139 | VOJENS | 04/23/1974 | Active | 12 | 0 | 0 | 0 | 0.00% | 0 | | 0 | | | N | M,SC | N/R | |

Clubs Cancelled Previous Fiscal Year – Clubs Cancelled within last 12 months may be reinstated

| Club Number | Club Name | Charter Date | Current Status* | Cancellation Date |
|-------------|-----------|--------------|-----------------|-------------------|
| 30133 | OTTERUP | 01/13/1975 | Cancelled(6*) | 12/29/2023 |



Club Health Assessment for District 106 C through February 2025

| Club Number | | | Club Name | | | Charter Date | | | Status | | | | | Membership | | | | | Reports | | | | | Finance | | LCIF |
|---------------------------|---------------------|---------------------------|-------------------|-----------------------------|---------|--------------|----------------|------------------|---|-------------------------------|--------------------------------------|----------------------|---|----------------------------------|--|--|--------------------------------|----------------------------|------------------------------------|--|---|-----------------------------------|--|---------|--|------|
| | | | | | | | | | Current Member Count | YTD Members Added | YTD Members Dropped | YTD Net Growth | YTD Net Growth% | Member Count 12 Months Ago | Avg. length of service for dropped members | Months Since Last MMR *** | Yrs. Since Last Officer Report | President Rotation | Vice President Reported **** | Months Since Last Activity Report *** | Account Balance | Donations for current Fiscal Year | | | | |
| | | | | | | | | | Number of times on status quo within last two years | If below 15 members appears | | | If net loss is greater than 20% appears | | | If no report in 3 months appears in | | | When more than one year appears in | Number of repeat terms | Notes the officers that do not have an active | | If no report at 12 months appears in red | | | |
| Current Total Clubs Count | YTD New Clubs Count | YTD Cancelled Clubs Count | YTD Net Club Gain | Current Total Members Count | YTD Add | YTD Drop | YTD Net Growth | YTD Net Growth % | Member Count 12 Months Ago | Average Member Count Per Club | % of Clubs with less than 20 members | % No MMR in 3 Months | % No Officer Report in 12 Months | % of Clubs with balance 90+ days | Number of Clubs in Status Quo | % Status Quo Clubs in Financial Suspension | Number of Cancelled Clubs | Average Cancelled Club Age | Members Lost Due to Cancellation | % of Clubs Cancelled for Non-Financial Reasons | | | | | | |
| 68 | 0 | 0 | 0 | 1,188 | 61 | 76 | -15 | -1.25% | 0 | 17 | 57% | 25% | 0% | 0% | 1 | 0% | 0 | 0 | 0 | 0% | | | | | | |

* - P - Priority Club. Cancellation Reasons: 1-Objectives/conduct, 2-Non-active club, 5-Non-existing club, 6-Disbanding, 7-Merger, 8-Financial Suspension, 9-District/Multiple District Dues.

** - Abbreviation: P-President, S-Secretary, T-Treasurer, M-Member Chairperson, VP-First Vice President, MC-Communications Chairperson, SC-Service Chairperson

*** - Abbreviation: N/R - Never reported using the Lions Clubs website, N/A - Not applicable, No password registered for the Lions Clubs website.

**** - Abbreviation: N - New, IP - Immediate Past, R - Repeat.